



US 20140275530A1

(19) **United States**

(12) **Patent Application Publication**
Jatsch et al.

(10) **Pub. No.: US 2014/0275530 A1**

(43) **Pub. Date: Sep. 18, 2014**

(54) **MATERIALS FOR ORGANIC
ELECTROLUMINESCENT DEVICES**

(71) Applicant: **Merck Patent GmbH**, Darmstadt (DE)

(72) Inventors: **Anja Jatsch**, Frankfurt am Main (DE);
Rémi Manouk Anémian, Seoul (KR);
Bernd Schroeder, Villmar-Weyer (DE);
Arne Buesing, Frankfurt am Main (DE);
Philipp Stoessel, Frankfurt am Main
(DE); **Christof Pflumm**, Darmstadt
(DE); **Jonas Valentin Kroeber**,
Frankfurt am Main (DE); **Thomas**
Eberle, Landau (DE)

(21) Appl. No.: **14/352,709**

(22) PCT Filed: **Sep. 24, 2012**

(86) PCT No.: **PCT/EP2012/003981**

§ 371 (c)(1),
(2), (4) Date: **Apr. 18, 2014**

(30) **Foreign Application Priority Data**

Oct. 20, 2011 (EP) 11008426.6

Publication Classification

(51) **Int. Cl.**
H01L 51/00 (2006.01)

(52) **U.S. Cl.**
CPC **H01L 51/0054** (2013.01); **H01L 51/0072**
(2013.01); **H01L 51/0071** (2013.01); **H01L**
51/0058 (2013.01); **H01L 51/0067** (2013.01);
H01L 51/0074 (2013.01); **H01L 51/0061**
(2013.01)

USPC **544/180**; 548/418; 548/407; 544/343;
546/276.7; 544/333; 544/296

(57) **ABSTRACT**

The present invention describes triphenylene derivatives, in particular for use as triplet matrix materials in organic electroluminescent devices. The invention furthermore relates to a process for the preparation of the compounds according to the invention and to electronic devices comprising same.

MATERIALS FOR ORGANIC ELECTROLUMINESCENT DEVICES

[0001] The present invention describes triphenylene derivatives, in particular for use as triplet matrix materials in organic electroluminescent devices. The invention furthermore relates to a process for the preparation of the compounds according to the invention and to electronic devices comprising same.

[0002] The structure of organic electroluminescent devices (OLEDs) in which organic semiconductors are employed as functional materials is described, for example, in U.S. Pat. No. 4,539,507, U.S. Pat. No. 5,151,629, EP 0676461 and WO 98/27136. The emitting materials employed here are frequently organometallic complexes, which exhibit phosphorescence instead of fluorescence (M. A. Baldo et al., *Appl. Phys. Lett.* 1999, 75, 4-6). For quantum-mechanical reasons, an up to four-fold energy and power efficiency is possible using organometallic compounds as phosphorescence emitters. In general, there is still a need for improvement, for example with respect to efficiency, operating voltage and lifetime, in the case of OLEDs, in particular also in the case of OLEDs which exhibit triplet emission (phosphorescence).

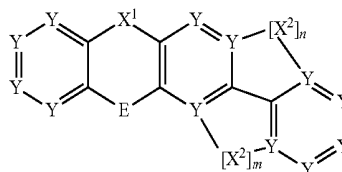
[0003] The properties of phosphorescent OLEDs are not determined only by the triplet emitters employed. In particular, the other materials used, such as, for example, matrix materials or hole-blocking materials, are also of particular importance here. Improvements in these materials can thus also result in significant improvements in the OLED properties.

[0004] In accordance with the prior art, indolocarbazole derivatives (for example in accordance with WO 2007/063754 or WO 2008/056746) or indenocarbazole derivatives (for example in accordance with WO 2010/136109 or WO 2011/000455), in particular those which are substituted by electron-deficient heteroaromatic compounds, such as triazine, are used, inter alia, as matrix materials for phosphorescent emitters. Furthermore, for example, triphenylene derivatives (for example in accordance with JP 2006/143845 or WO 2006/047119) are used as matrix materials for phosphorescent emitters. However, there is still a need for improvement on use of these matrix materials, in particular with respect to the efficiency, the lifetime and the operating voltage of the device.

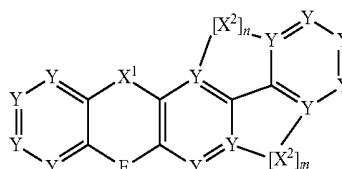
[0005] The object of the present invention is the provision of compounds which are suitable for use in a fluorescent or, in particular, in a phosphorescent OLED, for example as matrix material or as electron-transport or hole-blocking material. In particular, the object of the present invention is to provide matrix materials which are also suitable for red- and green- and optionally also for blue-phosphorescent OLEDs and which result in good efficiency, a long lifetime and low operating voltage. In particular, the properties of the matrix materials have a significant influence on the lifetime and efficiency of the organic electroluminescent device.

[0006] Surprisingly, it has been found that electroluminescent devices which comprise compounds of the following formula (1), formula (2) or formula (3) have improvements over the prior art, in particular on use as matrix materials for phosphorescent dopants, but also on use as electron-transport or as hole-blocking compounds.

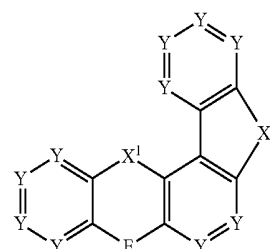
[0007] The present invention therefore relates to a compound of the following formula (1), formula (2), formula (3) or formula (4),



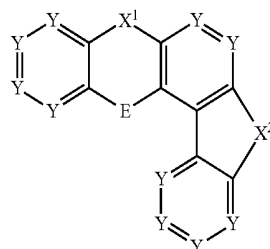
formula (1)



formula (2)



formula (3)



formula (4)

where the following applies to the symbols and indices used:

[0008] Y is C if a group X² is bonded to this group Y, or is on each occurrence, identically or differently, CR or N if no group X² is bonded to this group Y;

[0009] E is a single bond or a divalent bridge selected from N(R¹), B(R¹), C(R¹)₂, O, Si(R¹)₂, C=NR¹, C=C(R¹)₂, S, S=O, SO₂, P(R¹) and P(=O)R¹;

[0010] X¹, X² is on each occurrence, identically or differently, a divalent bridge selected from N(R¹), B(R¹), O, C(R¹)₂, Si(R¹)₂, C=NR¹, C=C(R¹)₂, S, S=O, SO₂, P(R¹) and P(=O)R¹; with the proviso that X¹ and X² do not simultaneously stand for O;

[0011] R, R¹ is on each occurrence, identically or differently, H, D, F, Cl, Br, I, N(R²)₂, N(Ar)₂, C(=O)Ar, P(=O)Ar₂, S(=O)Ar, S(=O)₂Ar, CR²=CR²Ar, CN, NO₂, Si(R²)₃, B(OR²)₂, OSO₂R², a straight-chain alkyl, alkoxy or thioalkoxy group having 1 to 40 C atoms or a branched or cyclic alkyl, alkoxy or thioalkoxy group having 3 to 40 C atoms, each of which may be substituted by one or more radicals R², where one or more non-adjacent CH₂ groups may be replaced by R²C=CR², C=C, Si(R²)₂, C=O, C=NR², P(=O)(R²), SO, SO₂, NR², O, S or CONR² and where one or more H atoms may be replaced by D, F, Cl, Br, I, CN or NO₂, or an aromatic or heteroaromatic ring system having 5 to 60 aromatic ring atoms, which may in each case be substituted by one or more radicals R², or an aryloxy or heteroaryloxy group having 5 to 40 aromatic ring atoms, which may in each case be substituted by one or more

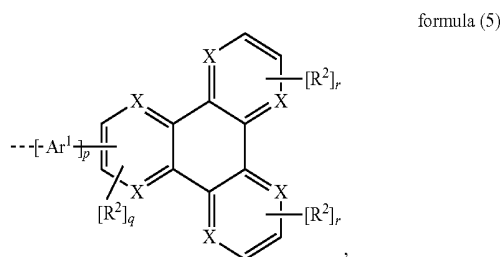
radicals R^2 , or an aralkyl or heteroaralkyl group having 5 to 40 aromatic ring atoms, which may in each case be substituted by one or more radicals R^2 , or a combination of these systems; two or more substituents R here together with the atoms to which they are bonded, or two substituents R^1 together with the atom to which they are bonded, may also form a mono- or polycyclic, aliphatic or aromatic ring system with one another;

[0012] Ar is on each occurrence, identically or differently, an aromatic or heteroaromatic ring system, preferably an aryl or heteroaryl group having 5 to 40 ring atoms, which may be substituted by one or more radicals R^3 ;

[0013] R^2 is on each occurrence, identically or differently, H, D, F, Cl, Br, I, $N(R^3)_2$, $N(Ar)_2$, $C(=O)Ar$, $P(=O)Ar_2$, $S(=O)Ar$, $S(=O)_2Ar$, $CR^3=CR^3Ar$, CN, NO_2 , $Si(R^3)_3$, $B(OR^3)_2$, OSO_2R^3 , a straight-chain alkyl, alkoxy or thioalkoxy group having 1 to 40 C atoms or a branched or cyclic alkyl, alkoxy or thioalkoxy group having 3 to 40 C atoms, each of which may be substituted by one or more radicals R^3 , where one or more non-adjacent CH_2 groups may be replaced by $R^3C=CR^3$, $C=C$, $Si(R^3)_2$, $C=O$, $C=NR^3$, $P(=O)(R^3)$, SO, SO_2 , NR^3 , O, S or $CONR^3$ and where one or more H atoms may be replaced by D, F, Cl, Br, I, CN or NO_2 , or an aromatic or heteroaromatic ring system having 5 to 60 aromatic ring atoms, which may in each case be substituted by one or more radicals R^3 , or an aryloxy or heteroaryloxy group having 5 to 40 aromatic ring atoms, which may be substituted by one or more radicals R^3 , or an aralkyl or heteroaralkyl group having 5 to 40 aromatic ring atoms, which may be substituted by one or more radicals R^3 , or a combination of these systems;

[0014] R^3 is on each occurrence, identically or differently, H, D or an aliphatic hydrocarbon radical having 1 to 20 C atoms or an aryl or heteroaryl group having 5 to 40 ring atoms or a combination of these groups;

[0015] n, m are, identically or differently on each occurrence, 0 or 1, with the proviso that $n+m=1$ or 2; characterised in that at least one group R and/or R^1 is present which stands for a group of the following formula (5),



where the dashed bond indicates the linking of the group of the formula (5), R^2 has the meanings given above and furthermore:

[0016] X is C if the group Ar^1 or the remainder of the molecule is bonded to this X, and is on each occurrence, identically or differently, CR^2 or N in the other cases;

[0017] Ar^1 is a divalent aromatic or heteroaromatic ring system having 5 to 40 aromatic ring atoms, which may be substituted by one or more radicals R^2 ;

[0018] p is on each occurrence, identically or differently, 0 or 1;

[0019] q, r is on each occurrence, identically or differently, 0, 1 or 2.

An aryl group in the sense of this invention contains 6 to 60 C atoms; a heteroaryl group in the sense of this invention contains 2 to 60 C atoms and at least one heteroatom, with the proviso that the sum of C atoms and heteroatoms is at least 5. The heteroatoms are preferably selected from N, O and/or S. An aryl group or heteroaryl group here is taken to mean either a simple aromatic ring, i.e. benzene, or a simple heteroaromatic ring, for example pyridine, pyrimidine, thiophene, etc., or a condensed (fused) aryl or heteroaryl group, for example naphthalene, anthracene, phenanthrene, quinoline, isoquinoline, etc. Aromatic rings linked to one another by a single bond, such as, for example, biphenyl, are, by contrast, not referred to as an aryl or heteroaryl group, but instead as an aromatic ring system.

[0020] An aromatic ring system in the sense of this invention contains 6 to 80 C atoms in the ring system. A heteroaromatic ring system in the sense of this invention contains 2 to 60 C atoms and at least one heteroatom in the ring system, with the proviso that the sum of C atoms and heteroatoms is at least 5. The heteroatoms are preferably selected from N, O and/or S. An aromatic or heteroaromatic ring system in the sense of this invention is intended to be taken to mean a system which does not necessarily contain only aryl or heteroaryl groups, but instead in which, in addition, a plurality of aryl or heteroaryl groups may be connected by a non-aromatic unit (preferably less than 10% of the atoms other than H), such as, for example, a C, N or O atom. Thus, for example, systems such as fluorene, 9,9'-spirobifluorene, 9,9-dia-rylfluorene, triarylamine, diaryl ether, stilbene, etc., are also intended to be taken to be aromatic ring systems in the sense of this invention, as are systems in which two or more aryl groups are connected, for example, by a short alkyl group. Furthermore, aromatic rings linked to one another by a single bond, such as, for example, biphenyl, are referred to as an aromatic ring system in the sense of this application.

[0021] For the purposes of the present invention, an aliphatic hydrocarbon radical or an alkyl group or an alkenyl or alkynyl group, which may typically contain 1 to 40 or also 1 to 20 C atoms and in which, in addition, individual H atoms or CH_2 groups may be substituted by the above-mentioned groups, is preferably taken to mean the radicals methyl, ethyl, n-propyl, i-propyl, n-butyl, i-butyl, s-butyl, t-butyl, 2-methylbutyl, n-pentyl, s-pentyl, cyclopentyl, n-hexyl, cyclohexyl, n-heptyl, cycloheptyl, n-octyl, cyclooctyl, 2-ethylhexyl, trifluoromethyl, pentafluoroethyl, 2,2,2-trifluoroethyl, ethenyl, propenyl, butenyl, pentenyl, cyclopentenyl, hexenyl, cyclohexenyl, heptenyl, cycloheptenyl, octenyl, cyclooctenyl, ethynyl, propynyl, butynyl, pentynyl, hexynyl, heptynyl or octynyl. An alkoxy group having 1 to 40 C atoms is preferably taken to mean methoxy, trifluoromethoxy, ethoxy, n-propoxy, i-propoxy, n-butoxy, i-butoxy, s-butoxy, t-butoxy, n-pentoxy, s-pentoxy, 2-methylbutoxy, n-hexoxy, cyclohexyloxy, n-heptoxy, cycloheptyloxy, n-octyloxy, cyclooctyloxy, 2-ethylhexyloxy, pentafluoroethoxy and 2,2,2-trifluoroethoxy. A thioalkyl group having 1 to 40 C atoms is taken to mean, in particular, methylthio, ethylthio, n-propylthio, i-propylthio, n-butylthio, i-butylthio, s-butylthio, t-butylthio, n-pentylthio, s-pentylthio, n-hexylthio, cyclohexylthio, n-heptylthio, cycloheptylthio, n-octylthio, cyclooctylthio, 2-ethylhexylthio, trifluoromethylthio, pentafluoroethylthio, 2,2,2-trifluoroethylthio, ethenylthio, propenylthio, butenylthio, pentenylthio, cyclopentenylthio, hexenylthio, cyclohexenylthio, heptenylthio, cycloheptenylthio, octenylthio, cyclooctenylthio, ethynylthio, propynylthio, butynylthio, pentynylthio,

hexynylthio, heptynylthio or octynylthio. In general, alkyl, alkenyl, alkynyl, alkoxy or thioalkyl groups in accordance with the present invention may be straight-chain, branched or cyclic, where one or more non-adjacent CH₂ groups may be replaced by the above-mentioned groups; furthermore, one or more H atoms may also be replaced by D, F, Cl, Br, I, CN or NO₂, preferably F, Cl or CN, further preferably F or CN, particularly preferably CN.

[0022] An aromatic or heteroaromatic ring system having 5-80 aromatic ring atoms, which may also in each case be substituted by the above-mentioned radicals and which may be linked via any desired positions on the aromatic or heteroaromatic group, is taken to mean, in particular, groups derived from benzene, naphthalene, anthracene, benzanthracene, phenanthrene, benzophenanthrene, pyrene, chrysene, perylene, fluoranthene, naphthacene, pentacene, benzopyrene, biphenyl, biphenylene, terphenyl, triphenylene, fluorene, spirobifluorene, dihydrophenanthrene, dihydropyrene, tetrahydropyrene, cis- or trans-indenofluorene, cis- or trans-indenocarbazole, cis- or trans-indolocarbazole, truxene, isotruxene, spirotruxene, spiroisotruxene, furan, benzofuran, isobenzofuran, dibenzofuran, thiophene, benzothiophene, isobenzothiophene, dibenzothiophene, pyrrole, indole, isoindole, carbazole, pyridine, quinoline, isoquinoline, acridine, phenanthridine, benzo-5,6-quinoline, benzo-6,7-quinoline, benzo-7,8-quinoline, phenothiazine, phenoxazine, pyrazole, indazole, imidazole, benzimidazole, naphthimidazole, phenanthrimidazole, pyrimidazole, pyrazinimidazole, quinoxalinimidazole, oxazole, benzoxazole, naphthoxazole, anthroxazole, phenanthroxazole, isoxazole, 1,2-thiazole, 1,3-thiazole, benzothiazole, pyridazine, hexaazatriphenylene, benzopyridazine, pyrimidine, benzopyrimidine, quinoxaline, 1,5-diazaanthracene, 2,7-diazapyrene, 2,3-diazapyrene, 1,6-diazapyrene, 1,8-diazapyrene, 4,5-diazapyrene, 4,5,9,10-tetraazaperylene, pyrazine, phenazine, phenoxazine, phenothiazine, fluorubin, naphthyridine, azacarbazole, benzocarboline, phenanthroline, 1,2,3-triazole, 1,2,4-triazole, benzotriazole, 1,2,3-oxadiazole, 1,2,4-oxadiazole, 1,2,5-oxadiazole, 1,3,4-oxadiazole, 1,2,3-thiadiazole, 1,2,4-thiadiazole, 1,2,5-thiadiazole, 1,3,4-thiadiazole, 1,3,5-triazine, 1,2,4-triazine, 1,2,3-triazine, tetrazole, 1,2,4,5-tetrazine, 1,2,3,4-tetrazine, 1,2,3,5-tetrazine, purine, pteridine, indolizine and benzothiadiazole or groups derived from combination of these systems. These groups may each be substituted by the above-mentioned radicals.

[0023] Preference is given to the compounds of the formula (1) or formula (2), very particular preference is given to the compounds of the formula (1).

[0024] Preference is furthermore given to compounds in which $n+m=1$.

[0025] In a preferred embodiment of the compounds according to the invention, E is selected from a single bond or a divalent bridge selected from N(R¹), C(R¹)₂ and O. E is particularly preferably selected from a single bond, N(R¹) or C(R¹)₂. E very particularly preferably stands for a single bond.

[0026] In a further preferred embodiment of the compounds according to the invention, X¹ is selected from the group consisting of NR¹ or S. X¹ particularly preferably stands for NR¹.

[0027] In a further preferred embodiment of the compounds according to the invention, X² is selected from the

group consisting of C(R¹)₂, NR¹ or S, particularly preferably C(R¹)₂ or NR¹, very particularly preferably C(R¹)₂.

[0028] In a particularly preferred embodiment of the compounds according to the invention, X¹ stands for N(R¹), and X² stands for C(R¹)₂. E particularly preferably simultaneously stands for a single bond.

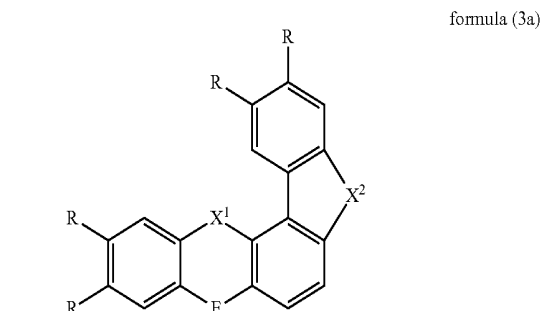
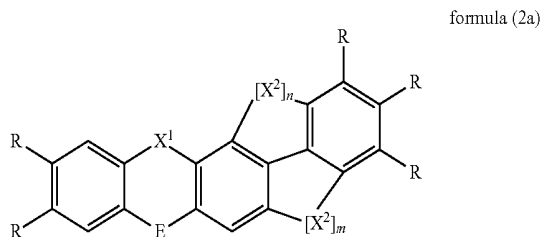
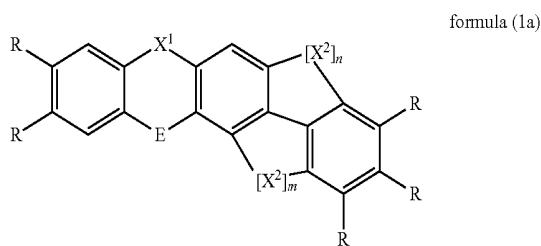
[0029] If E, X¹ and/or X² stand for a group NR¹, R¹ then preferably stands for an aromatic or heteroaromatic ring system having 5 to 60 aromatic ring atoms, preferably having 6 to 24 aromatic ring atoms, which may also be substituted by one or more radicals R².

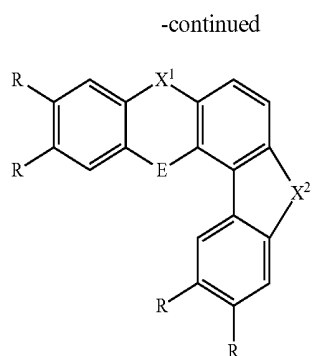
[0030] If E, X¹ and/or X² stand for a group C(R¹)₂, R¹ then preferably stands for a straight-chain alkyl group having 1 to 20 C atoms or a branched or cyclic alkyl group having 3 to 20 C atoms, each of which may be substituted by one or more radicals R², where one or more non-adjacent CH₂ groups may be replaced by R²C=CR², C≡C, Si(R²)₂, C=O, O, S or CONR² and where one or more H atoms may be replaced by D, F or CN, or an aromatic or heteroaromatic ring system having 5 to 60 aromatic ring atoms, which may also be substituted by one or more radicals R².

[0031] In a further preferred embodiment of the invention, Y stands for C if a group X² is bonded to this group Y, or stands, identically or differently on each occurrence, for CR if no group X² is bonded to this group Y.

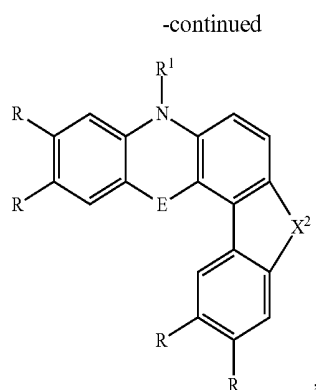
[0032] In a further preferred embodiment, X stands for CR², or X stands for C if the group Ar¹ or the remainder of the molecule is bonded to this X.

[0033] Preferred embodiments of the compounds of the formula (1), (2), (3) or (4) are the compounds of the following formulae (1a), (2a), (3a) and (4a),





formula (4a)



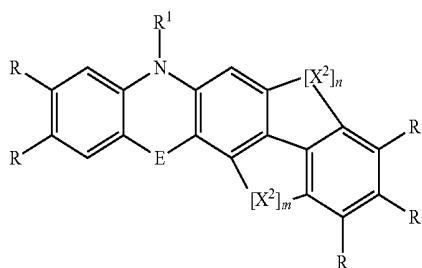
formula (4a)

where the symbols and indices used have the meanings given above. In particular, the symbols used have the preferred meanings given above.

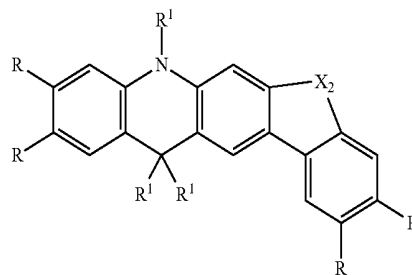
[0034] Particular preference is given to structures in which X¹ stands for NR¹. Particular preference is therefore given to the structures of the following formulae (1b) to (4b),

where the symbols and indices used have the meanings given above, in particular the preferred meanings given above.

[0035] In a particularly preferred embodiment of the invention, the compound of the formula (1) is selected from the following general structures (1b) to (1i):

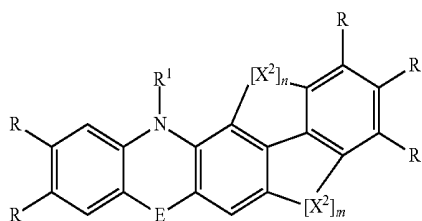


formula (1b)

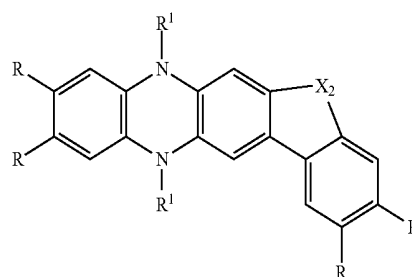


formula (1b)

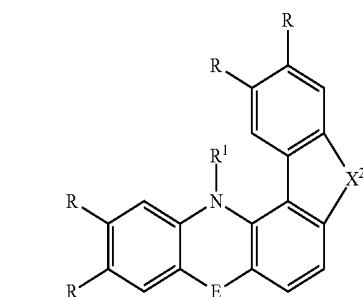
formula (1c)



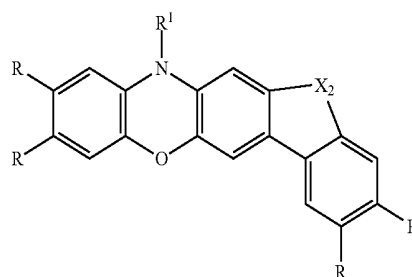
formula (2b)



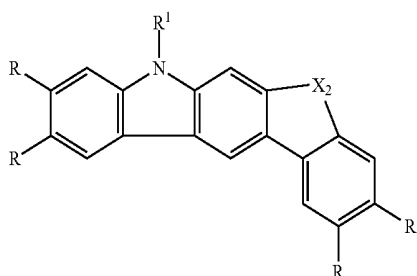
formula (1d)



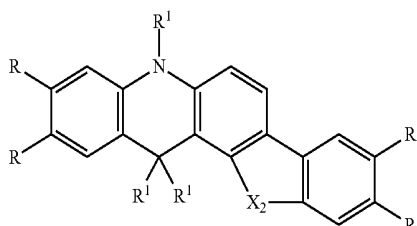
formula (3a)



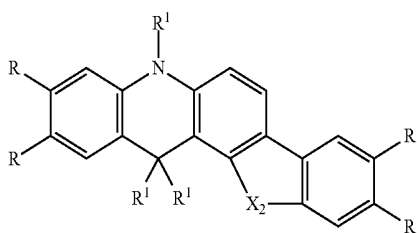
-continued



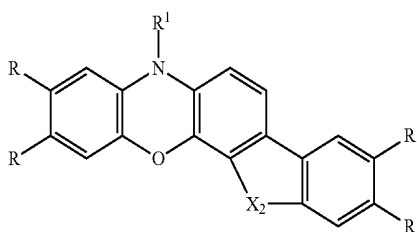
formula (1e)



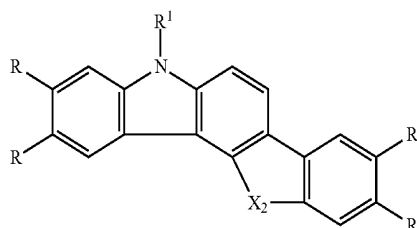
formula (1f)



formula (1g)



formula (1h)



formula (1i)

where the symbols and indices have the meanings indicated above and where X^2 is preferably selected from $C(R^1)_2$, $N(R^1)$, O and S. Two radicals R^1 here which are bonded to the same C atom may also, together with the atom to which they are bonded, form an aliphatic, aromatic or heteroaromatic ring system, for example a fluorene.

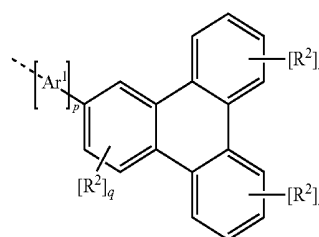
[0036] In the formulae (1b) to (1i), X^2 particularly preferably stands for NR^1 or $C(R^1)_2$, very particularly preferably for $C(R^1)_2$.

[0037] As described above, the compound according to the invention contains at least one group R or R^1 of the formula (5). In a preferred embodiment of the invention, at least one group X^1 and/or X^2 stands for NR^1 , where the group R^1 stands

for a group of the formula (5). In a further preferred embodiment of the invention, at least one group R stands for a group of the formula (5).

[0038] In a further preferred embodiment of the invention, the compound of the formula (1), formula (2), formula (3) or formula (4) contains one, two or three groups of the formula (5), particularly preferably one or two groups of the formula (5), very particularly preferably precisely one group of the formula (5).

[0039] In a further preferred embodiment of the compounds according to the invention, the group of the formula (5) is a group of the following formula (5a),

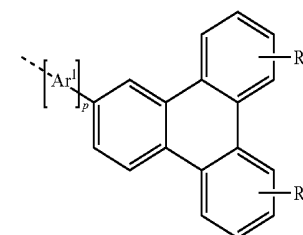


formula (5a)

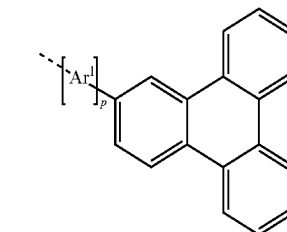
where the symbols and indices used have the meanings given above, i.e. the triphenylene unit is bonded via the 2-position.

[0040] In a preferred embodiment of the formula (5a), the index $q=0$ and the index r is, identically or differently on each occurrence, 0 or 1, particularly preferably 0.

[0041] Preferred embodiments of the formula (5a) are therefore the structures of the following formula (5b) and particularly preferred embodiments are the structures of the following formula (5c),



formula (5b)



formula (5c)

where the symbols and indices used have the meanings given above.

[0042] In the groups of the formula (5) or (5a) to (5c), Ar^1 preferably stands for a divalent aromatic or heteroaromatic ring system having 6 to 24 aromatic ring atoms, which preferably contains no condensed aryl or heteroaryl group having more than two six-membered rings condensed directly onto one another. Preferred groups Ar^1 are selected from the group

consisting of ortho-, meta- or para-phenylene, ortho-, meta- or para-biphenyl, ortho-, meta- or para-terphenyl, ortho-, meta- or para-quaterphenyl, furan, benzofuran, dibenzofuran, pyrrole, indole, carbazole or dibenzothiophene.

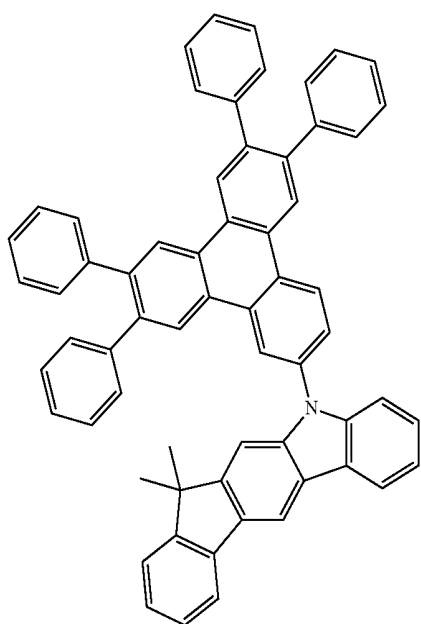
[0043] The above-mentioned embodiments of the invention can be combined with one another as desired. In particular, the general formulae (1), (2), (3) and (4) shown above or the preferred embodiments can be combined as desired with the formulae (5a) and (5b) and (5c) and with the above-mentioned preferred embodiments of the other symbols and indices. In a preferred embodiment of the invention, a plurality or all of the preferences given above occur simultaneously.

[0044] If one or more radicals R which are not equal to H or D and which do not stand for a group of the formula (4) are

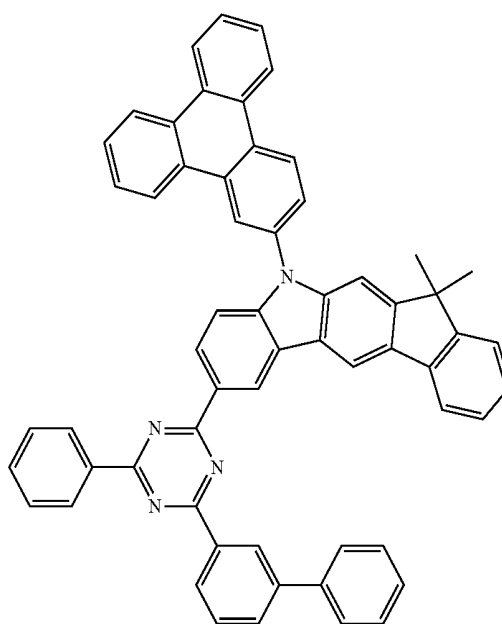
present in the compound of the general formula (1) to (4), these radicals are preferably selected from the group consisting of $N(Ar)_2$, preferably diphenylamino, a substituted or unsubstituted arylamine, a straight-chain alkyl group having 1 to 20 C atoms, preferably 1 to 10 C atoms, a branched alkyl group having 3 to 20 C atoms, preferably 1 to 10 C atoms, or an aromatic or heteroaromatic ring system having 5 to 40 ring atoms, which may be substituted by one or more radicals R^2 .

Ar or the aromatic or heteroaromatic ring system here is preferably selected from substituted or unsubstituted phenyl, naphthyl, pyridine, triazine, pyrimidine, benzimidazole, thiophene, triphenylamine or combinations of these groups, each of which may be substituted by one or more radicals R^2 .

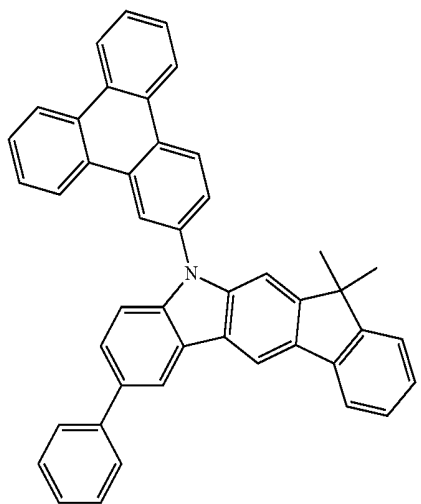
[0045] Examples of compounds of the formula (1), formula (2), formula (3) and formula (4) according to the invention are the structures shown below.



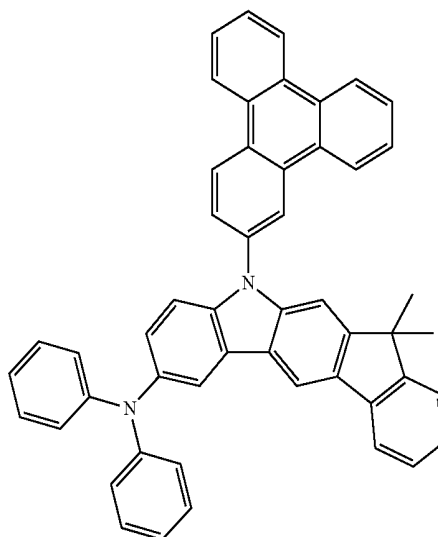
(1)



(2)



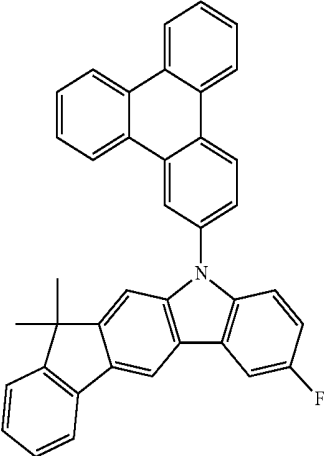
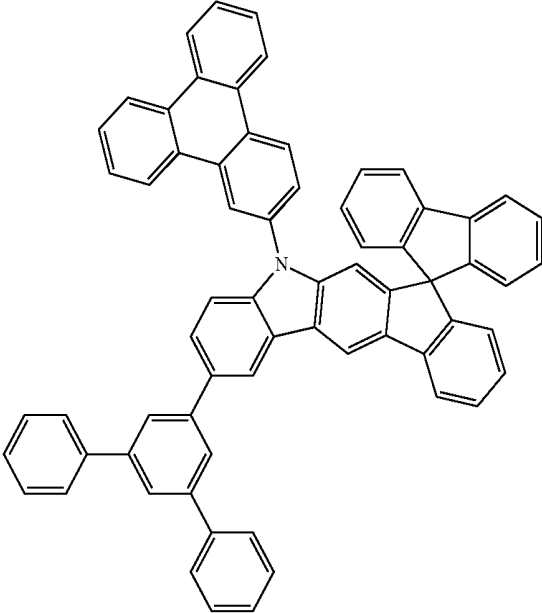
(3)



(4)

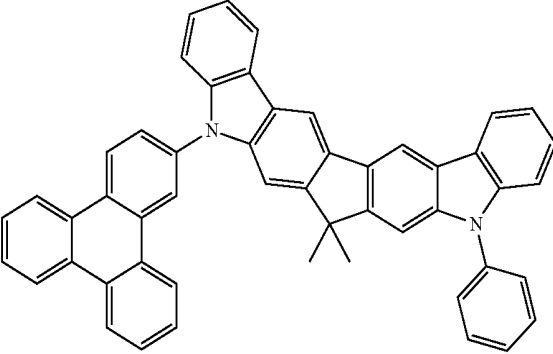
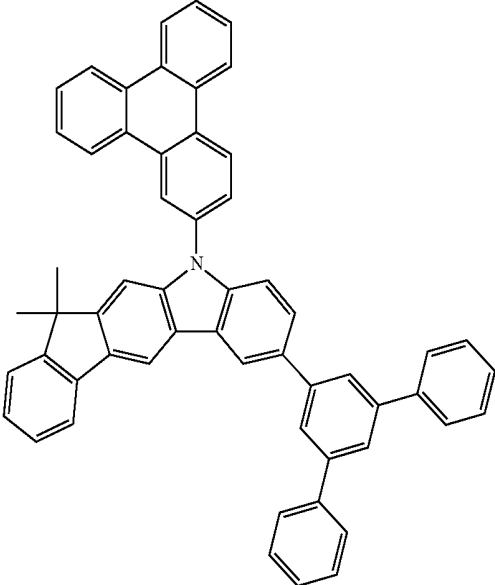
-continued
(5)

(6)



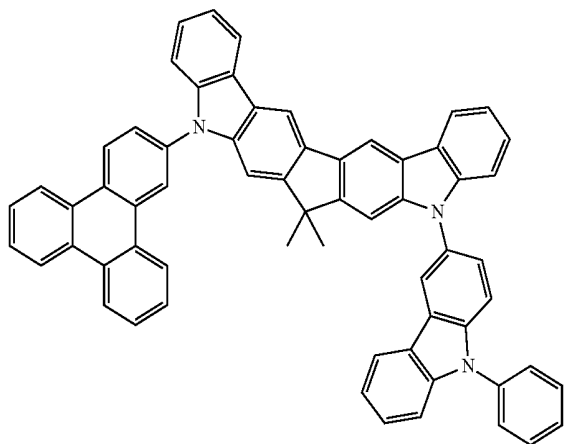
(7)

(8)

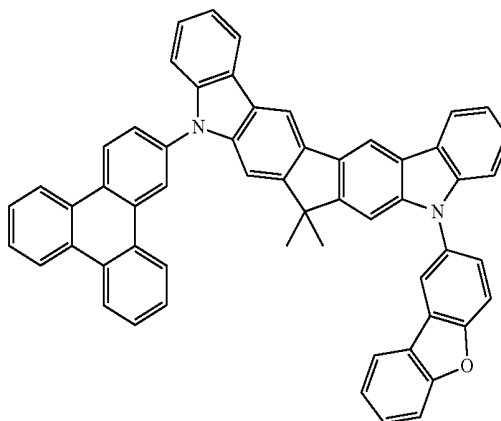


-continued

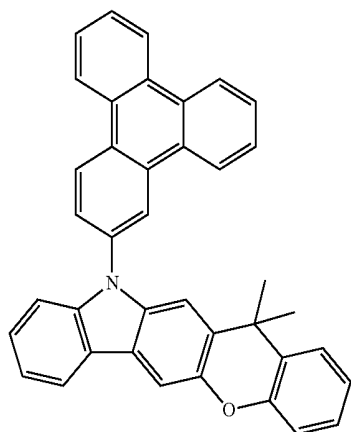
(9)



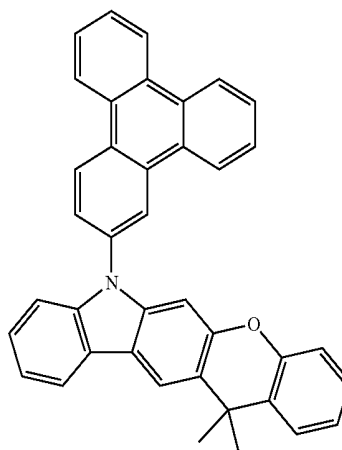
(10)



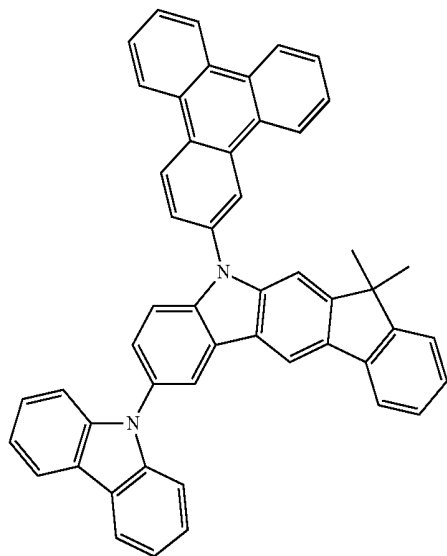
(11)



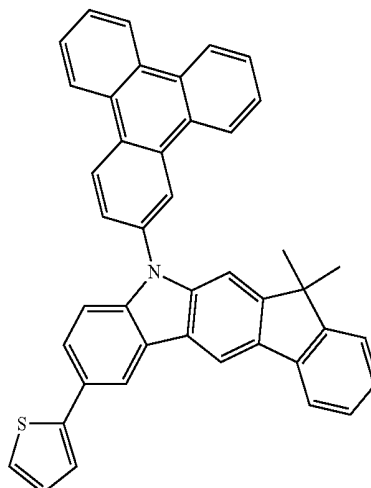
(12)



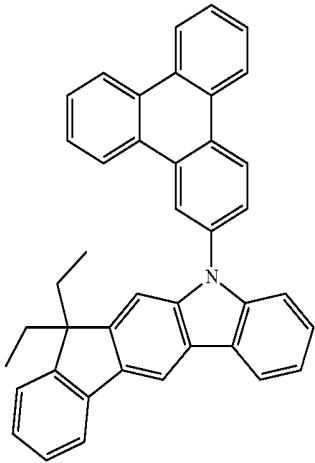
(13)



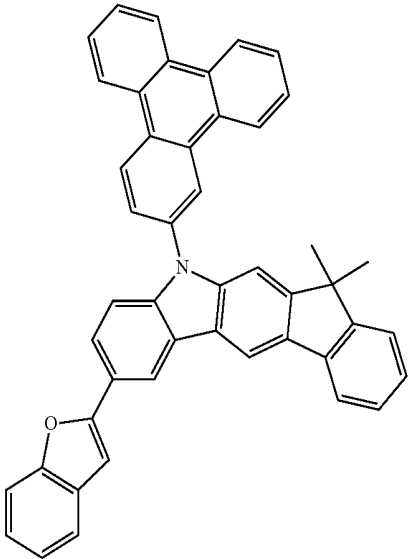
(14)



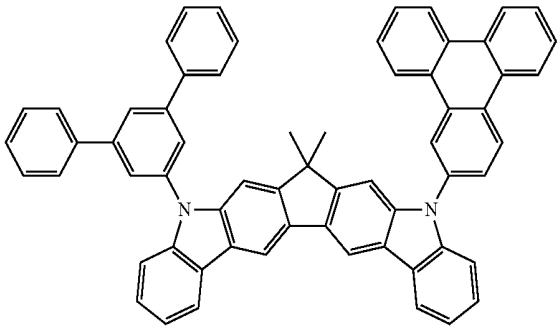
-continued
(15)



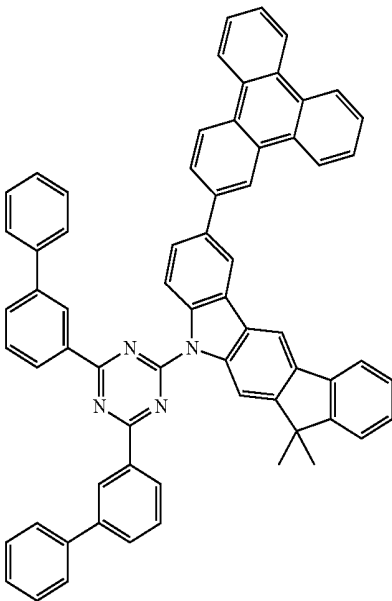
(16)



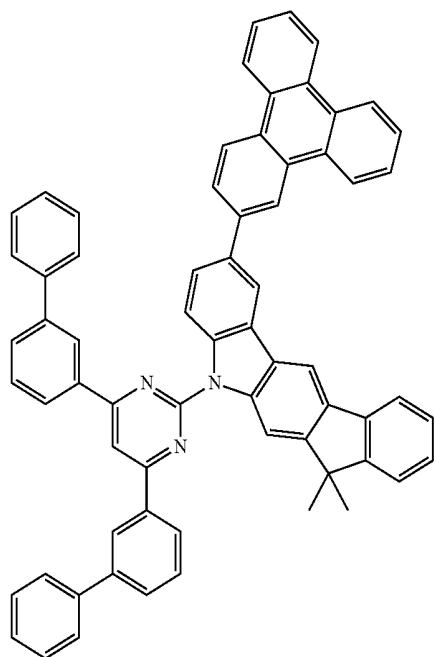
(17)



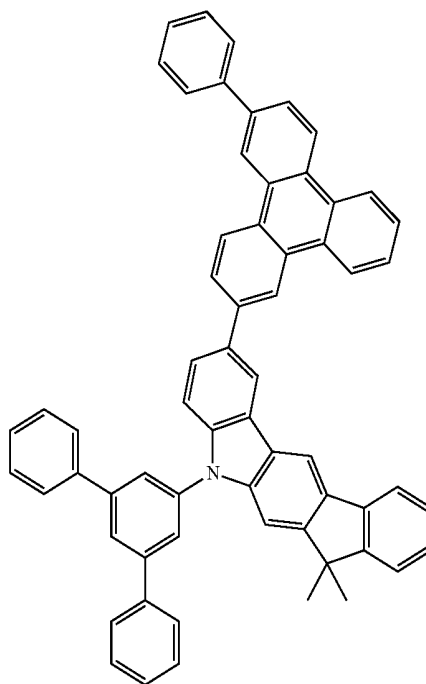
(18)



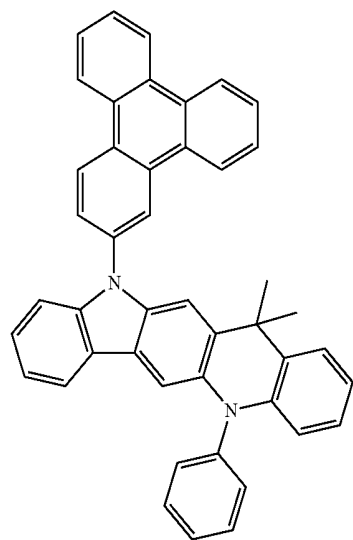
-continued
(19)



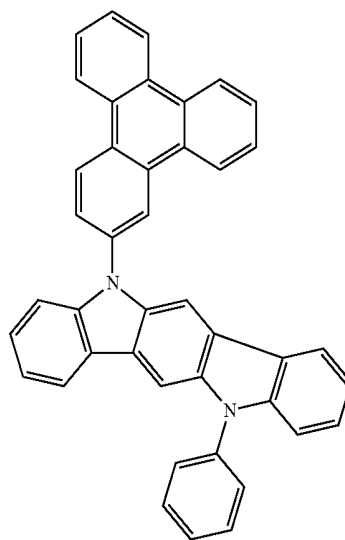
(20)



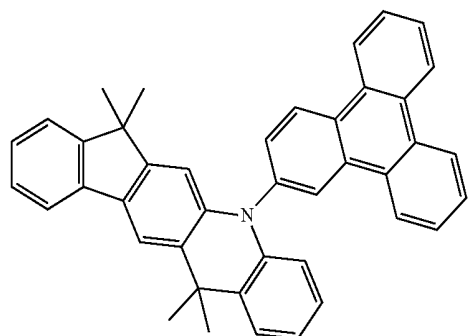
(21)



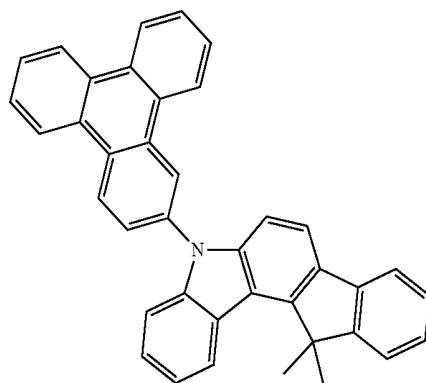
(22)



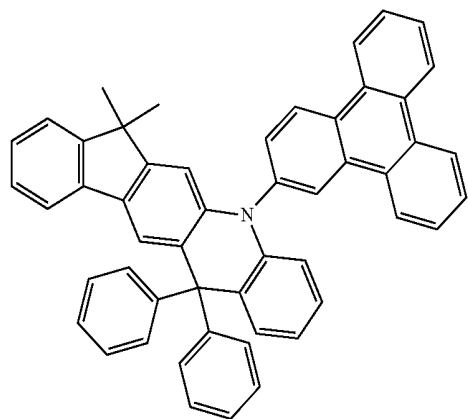
(23)



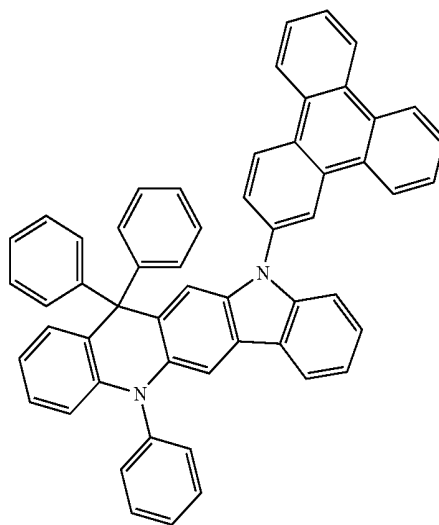
(24)



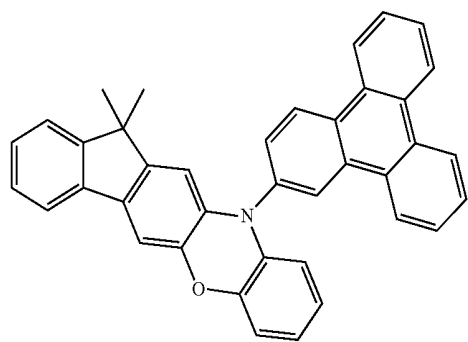
-continued



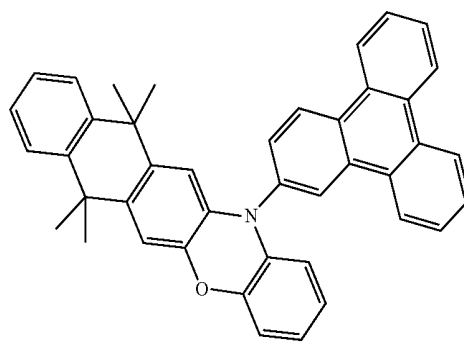
(25)



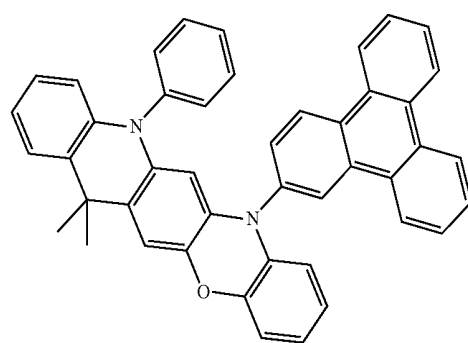
(26)



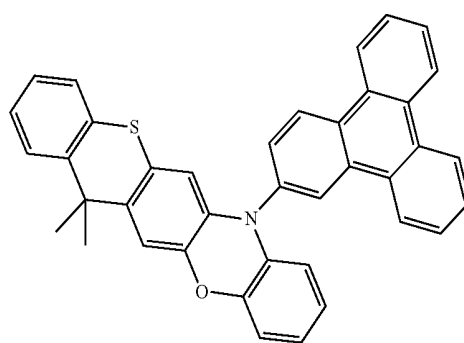
(27)



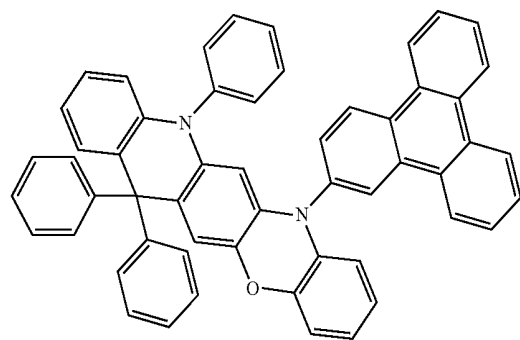
(28)



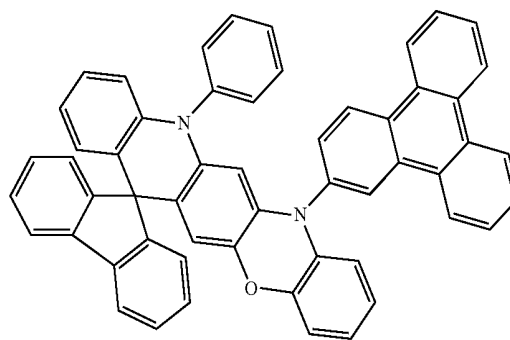
(29)



(30)

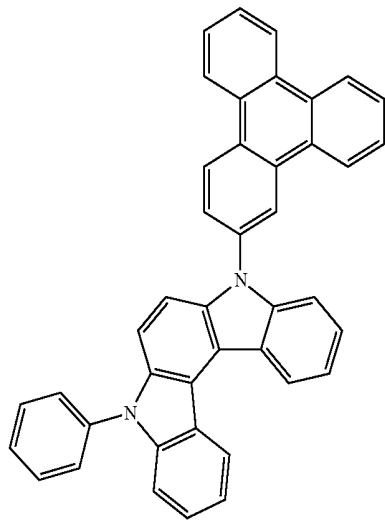


(31)

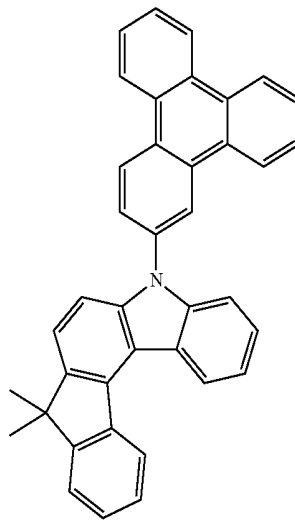


(32)

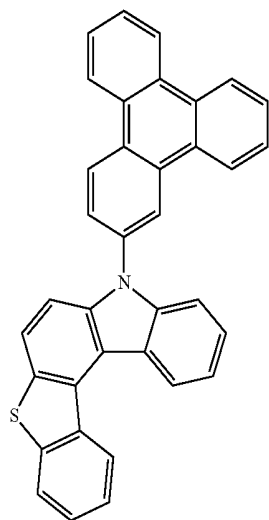
-continued



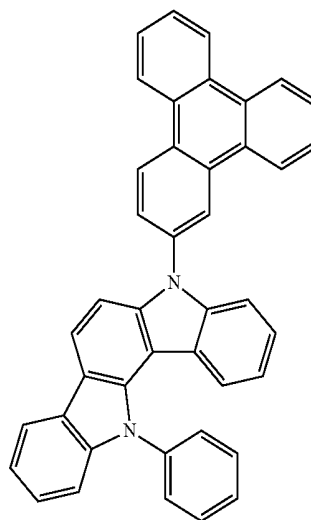
(33)



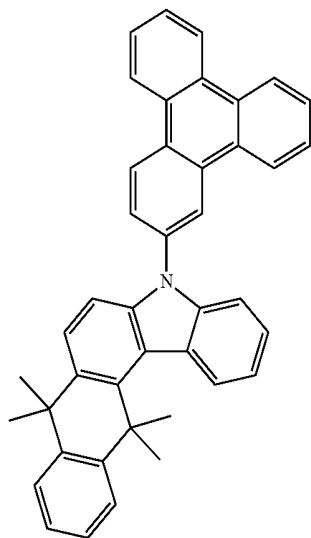
(34)



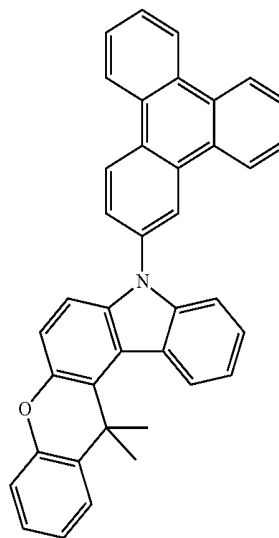
(35)



(36)



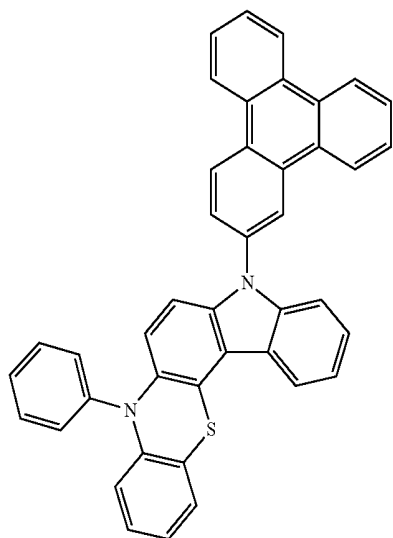
(37)



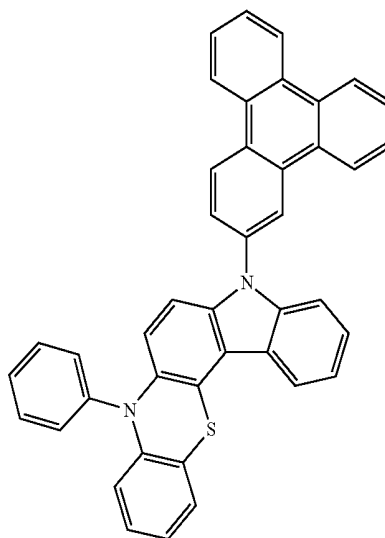
(38)

-continued

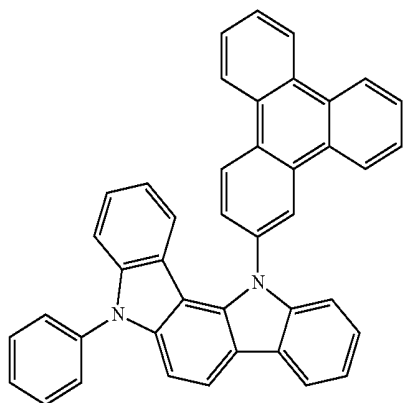
(39)



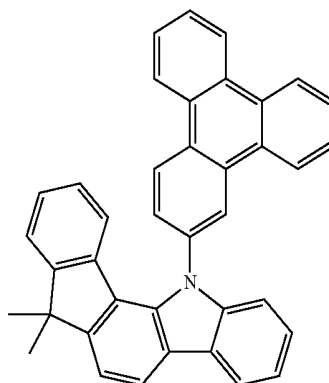
(40)



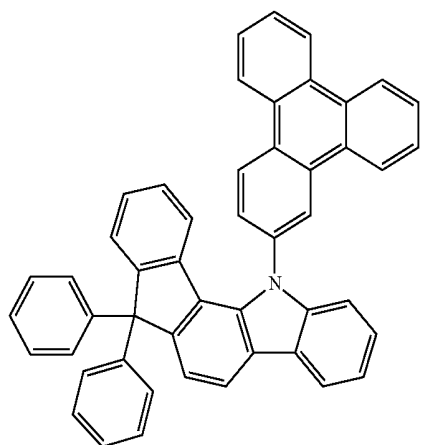
(41)



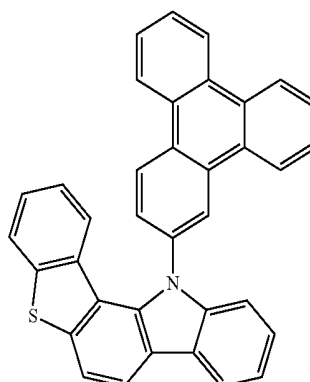
(42)



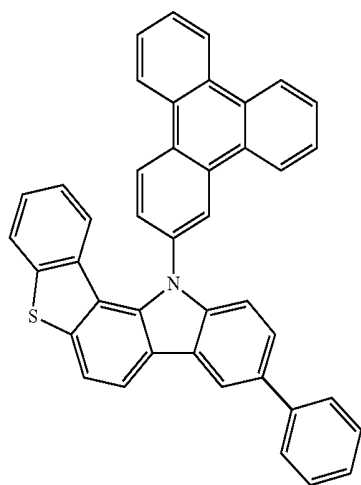
(43)



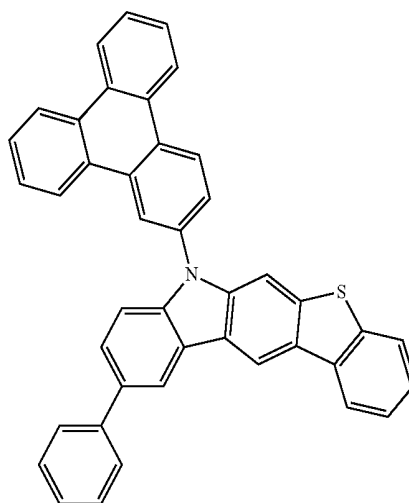
(44)



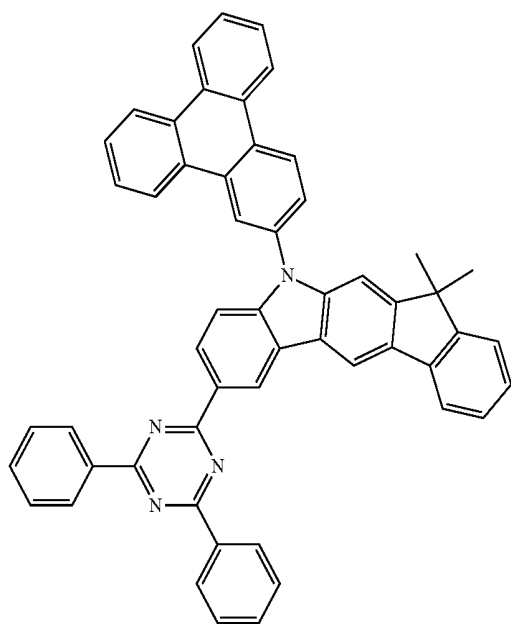
-continued



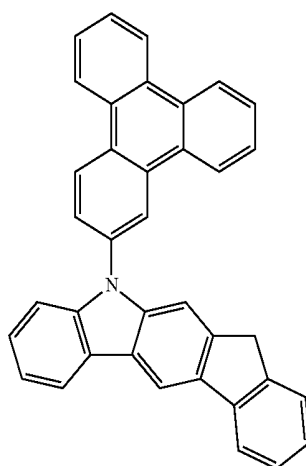
(45)



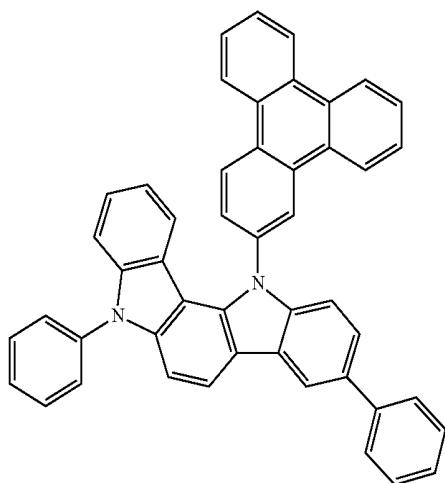
(46)



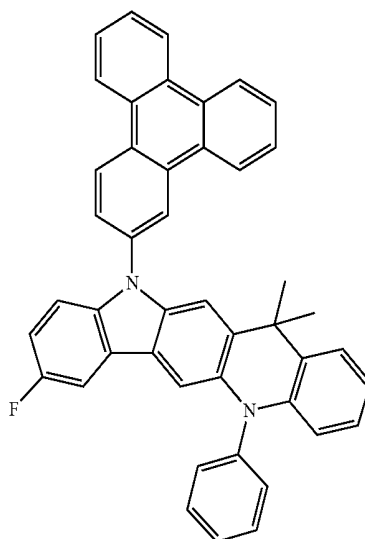
(47)



(48)



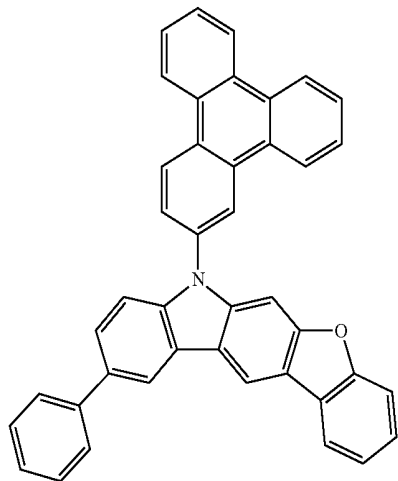
(49)



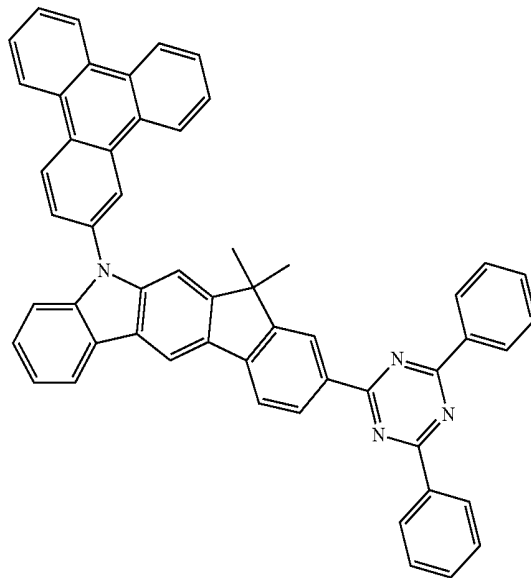
(50)

-continued

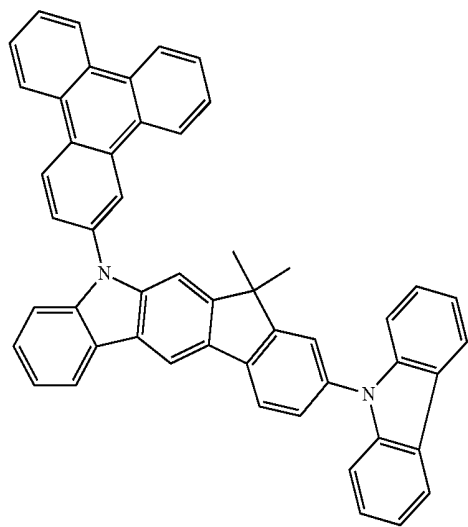
(51)



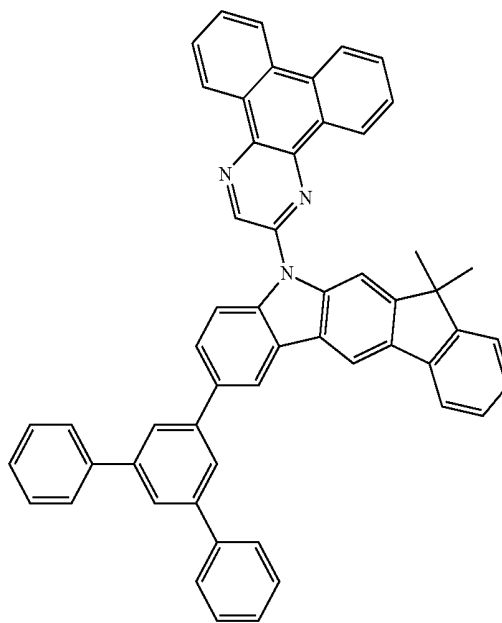
(52)



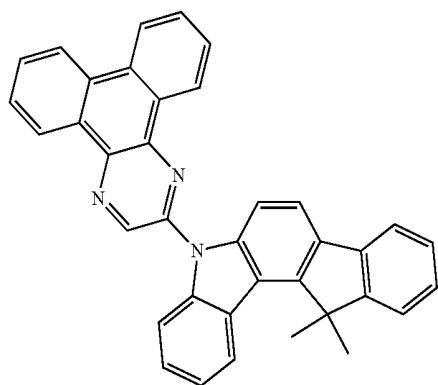
(53)



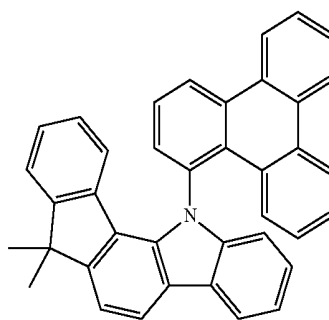
(54)



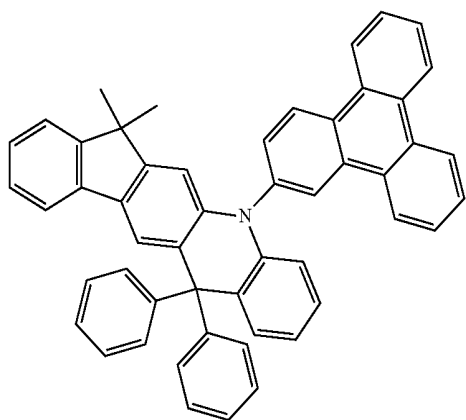
(55)



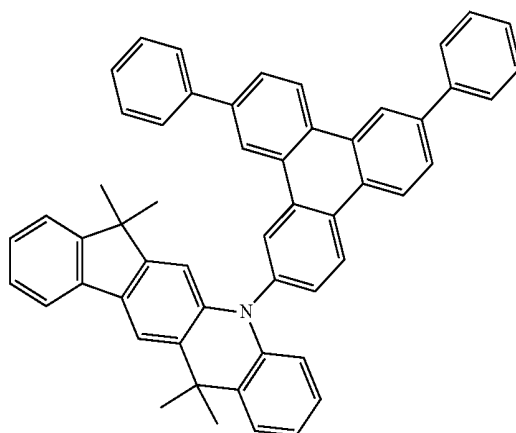
(56)



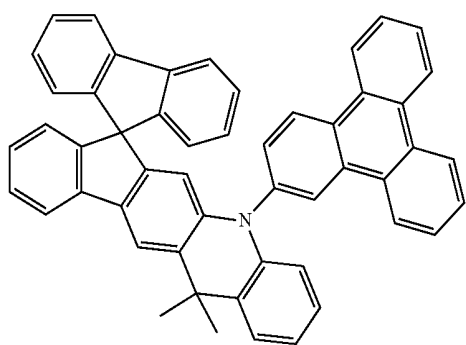
-continued



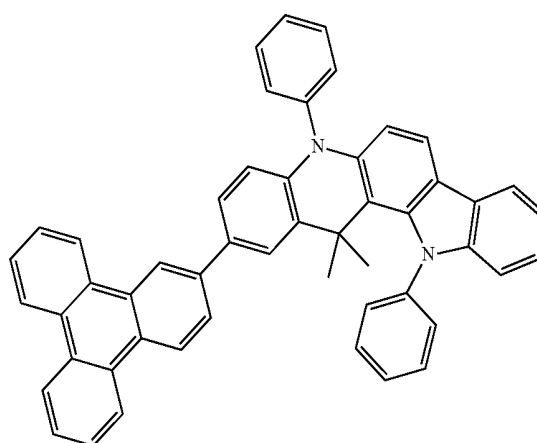
(57)



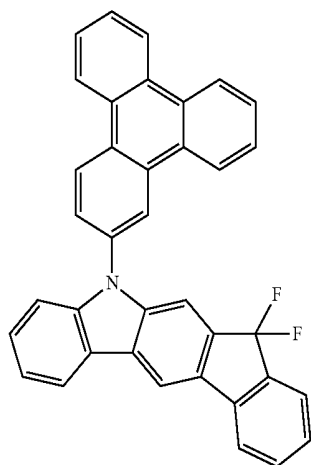
(58)



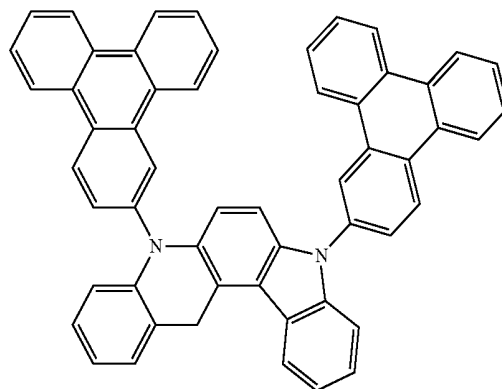
(59)



(60)



(61)

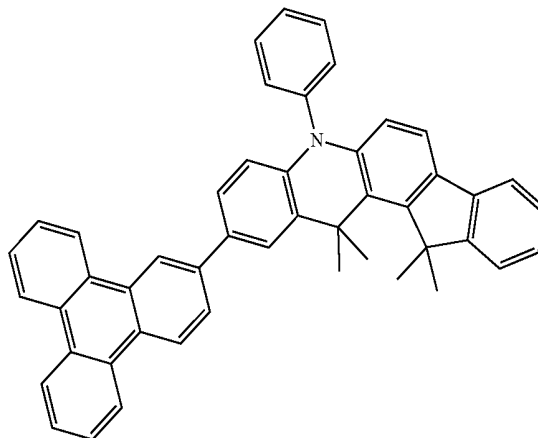
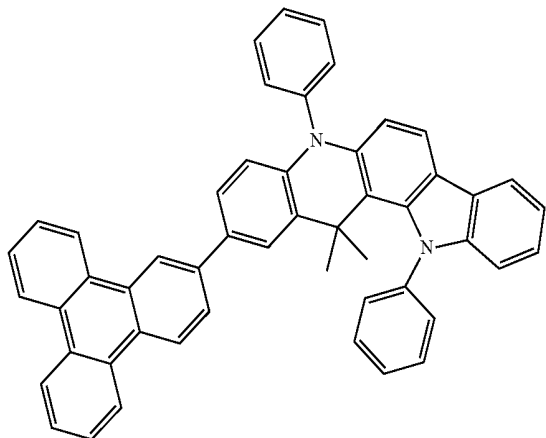


(62)

-continued

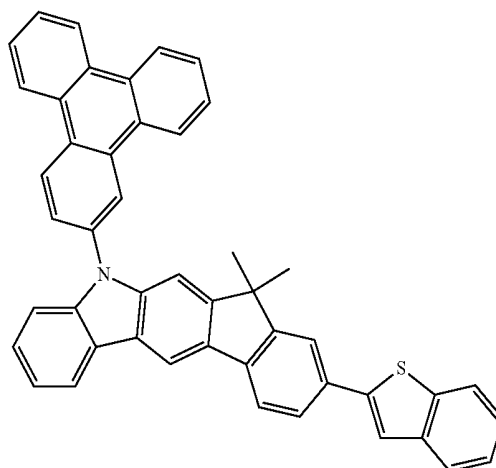
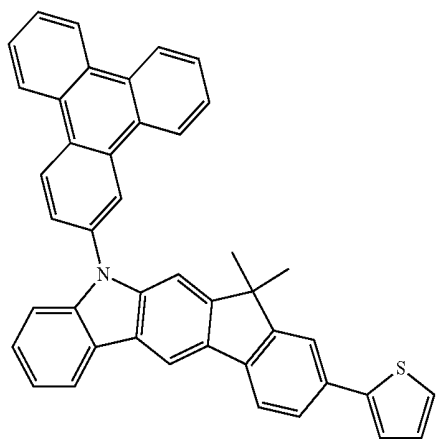
(63)

(64)



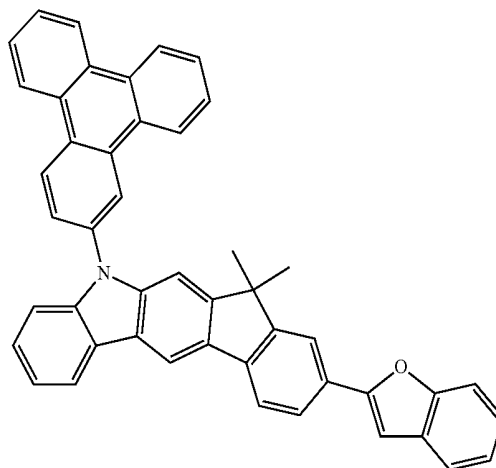
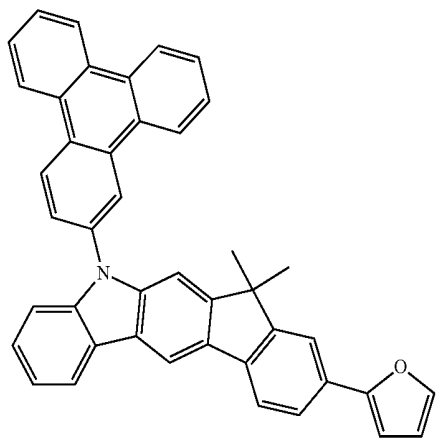
(65)

(66)



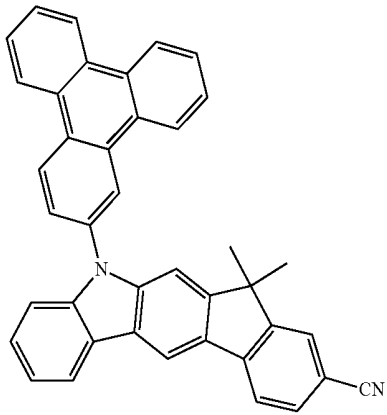
(67)

(68)

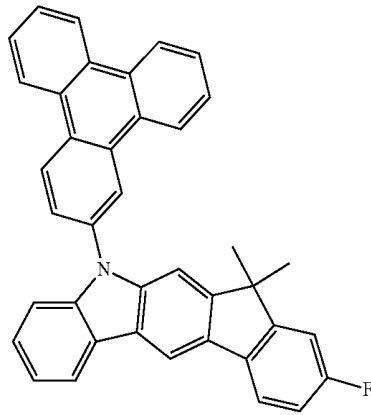


-continued

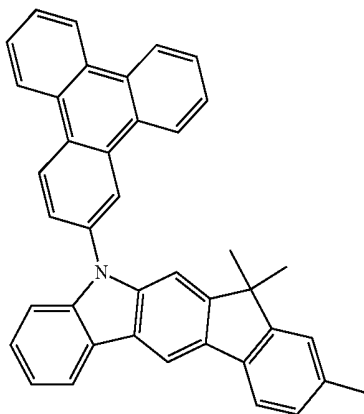
(69)



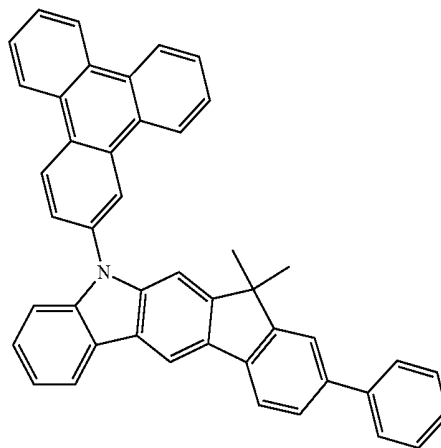
(70)



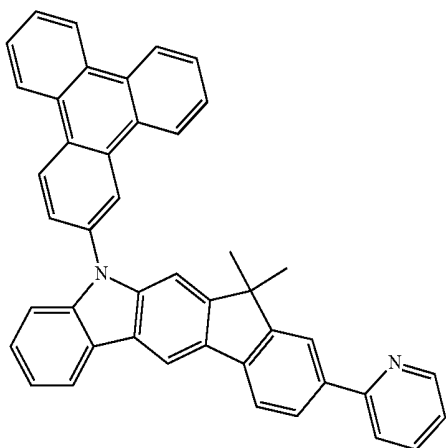
(71)



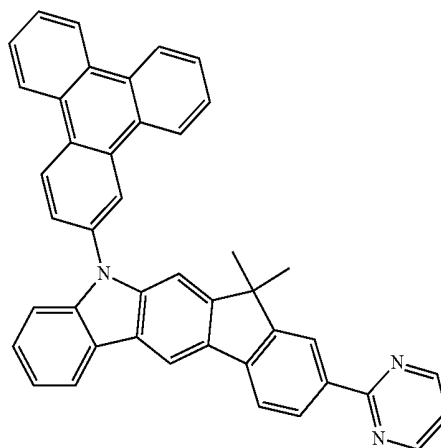
(72)



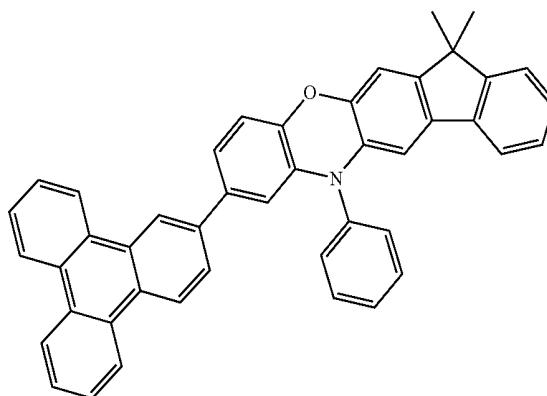
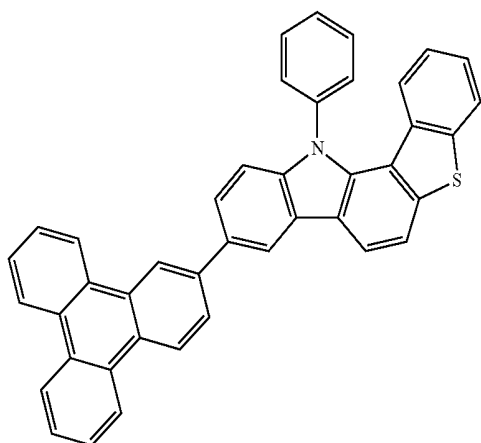
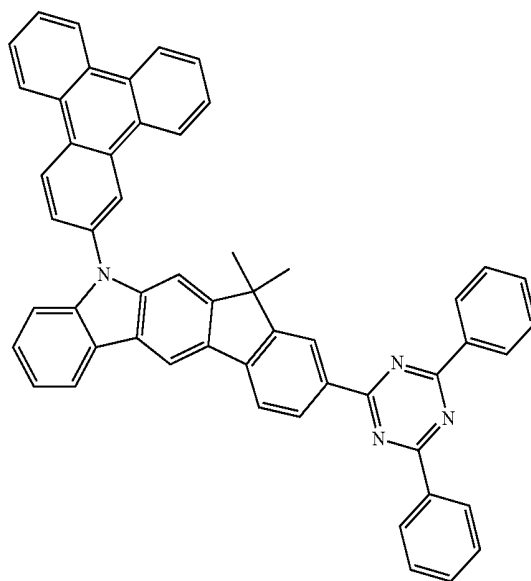
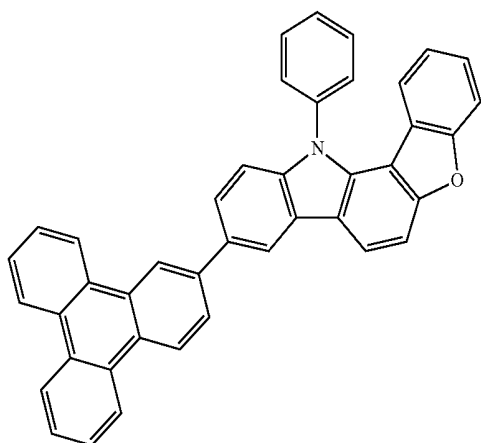
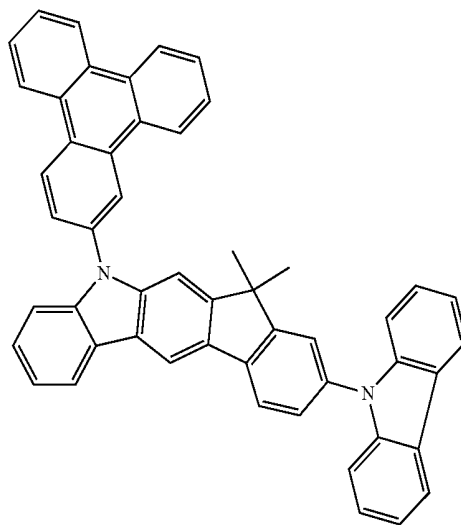
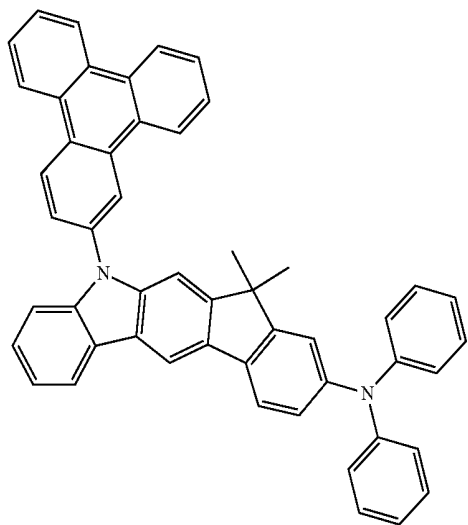
(73)



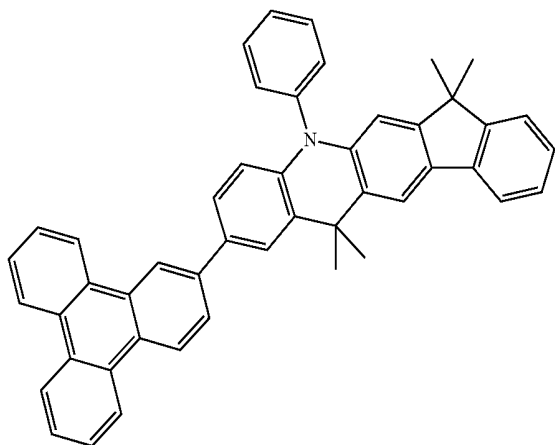
(74)



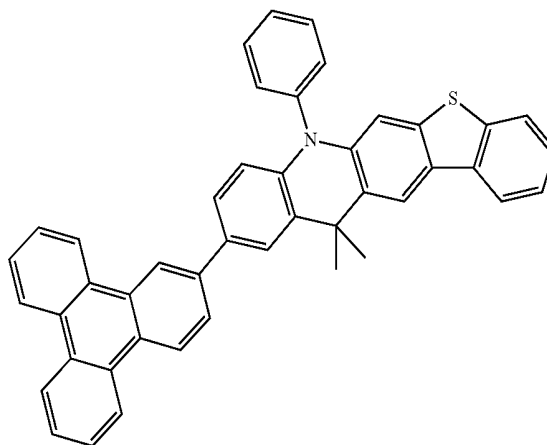
-continued



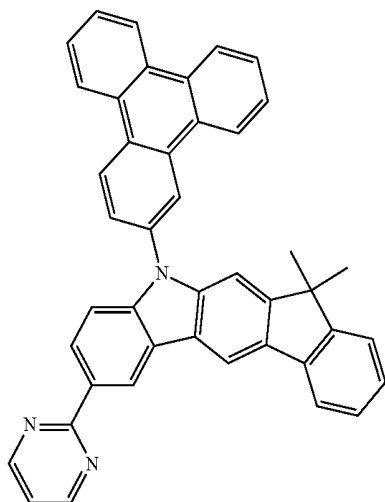
-continued
(81)



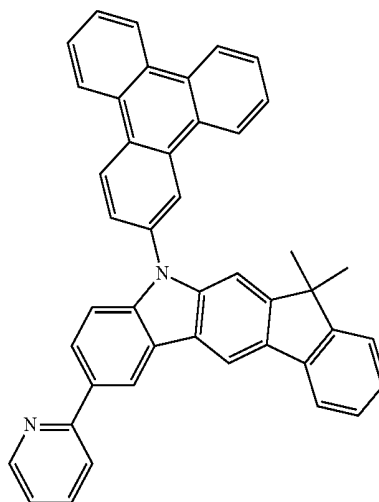
(82)



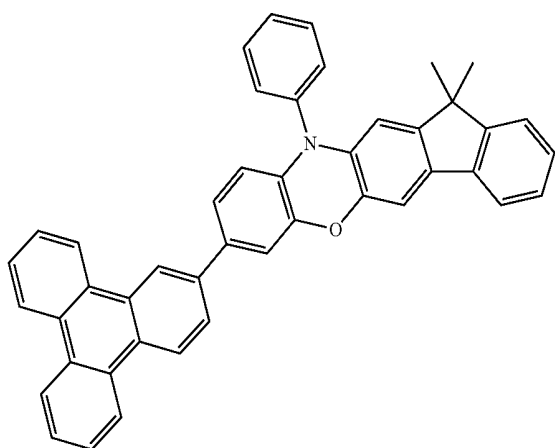
(83)



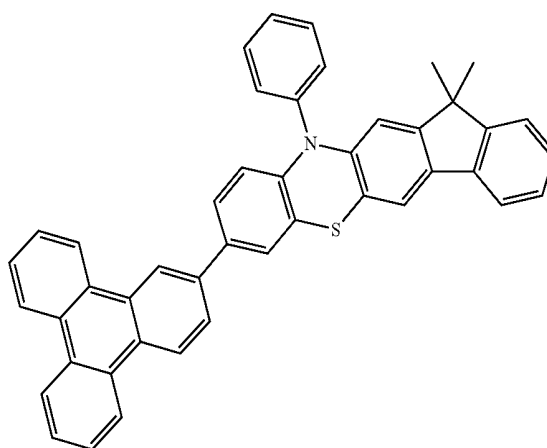
(84)



(85)

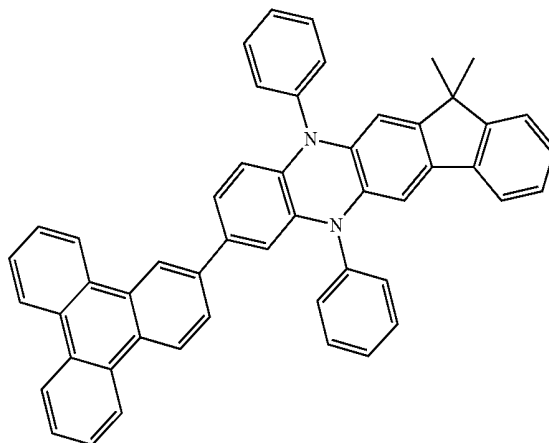
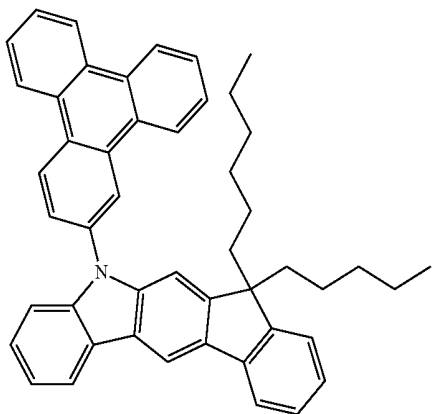


(86)



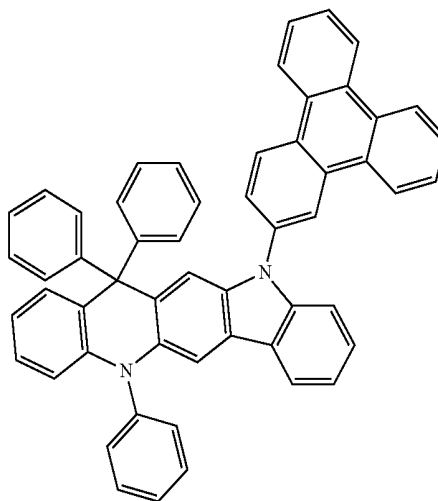
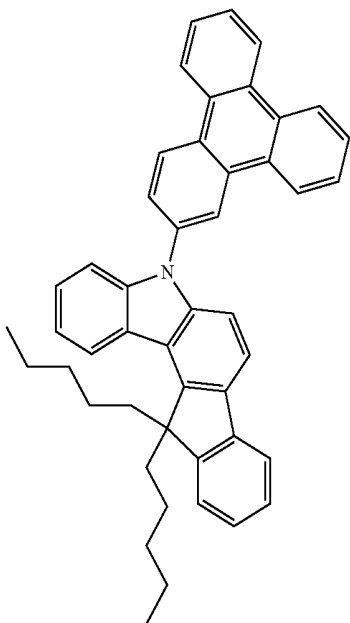
-continued
(87)

(88)



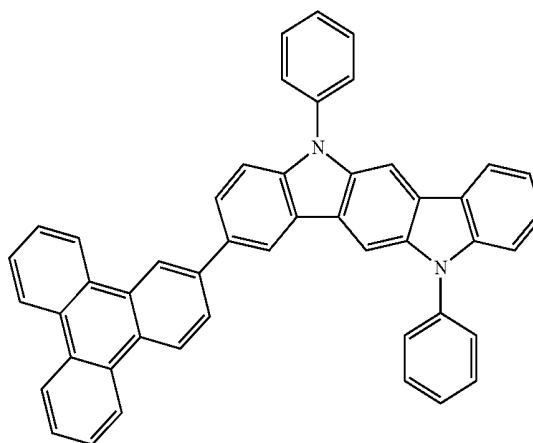
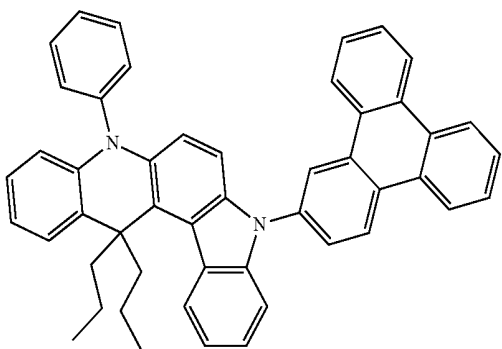
(89)

(90)



(91)

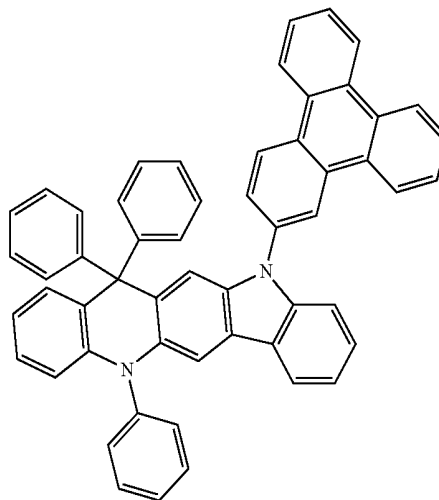
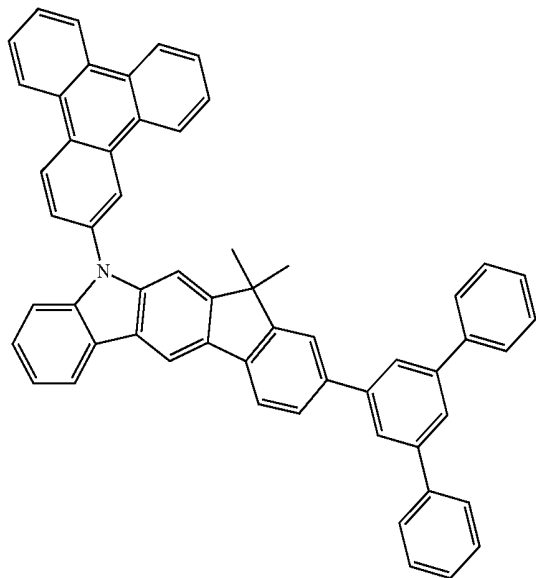
(92)



-continued

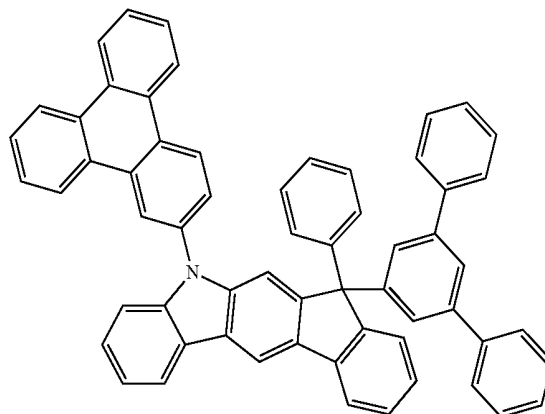
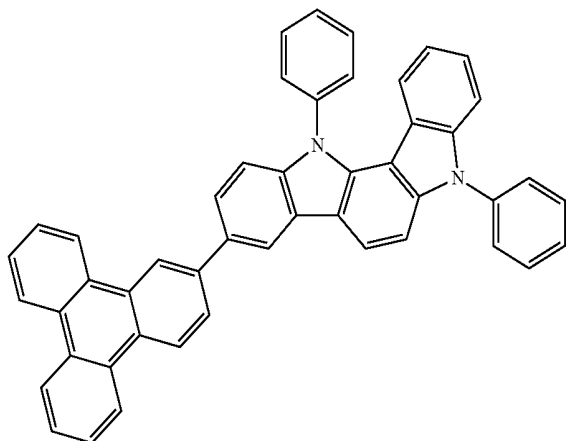
(93)

(94)



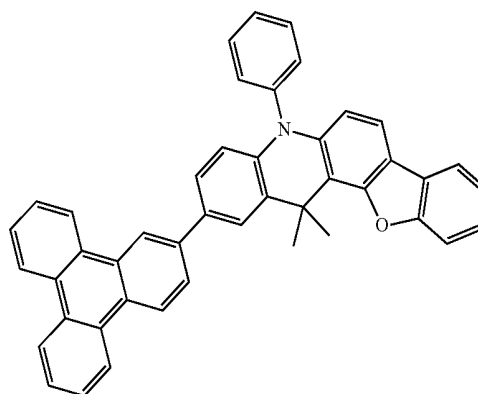
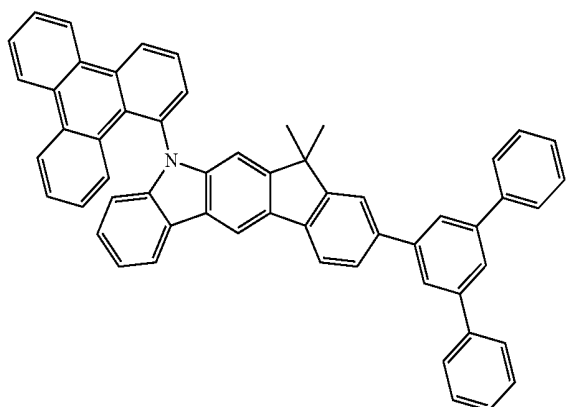
(95)

(96)

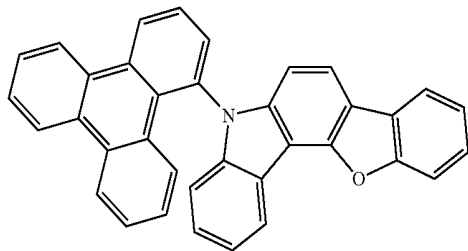


(97)

(98)

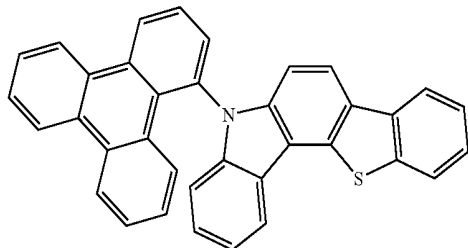
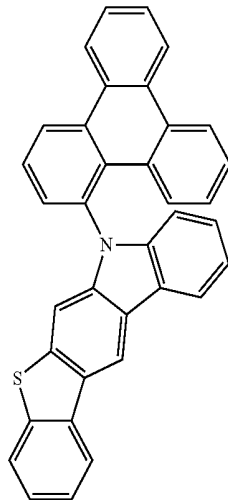


-continued



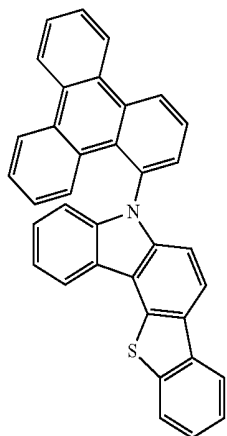
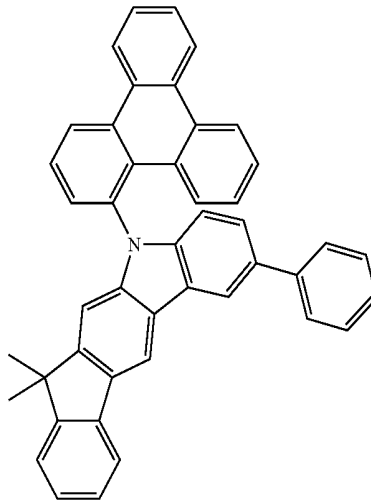
(99)

(100)



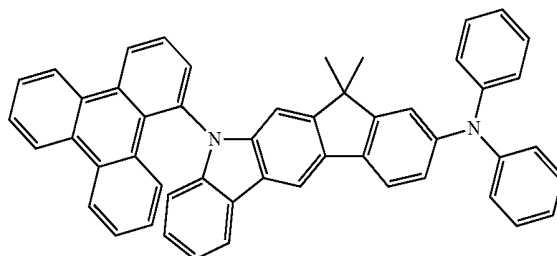
(101)

(102)



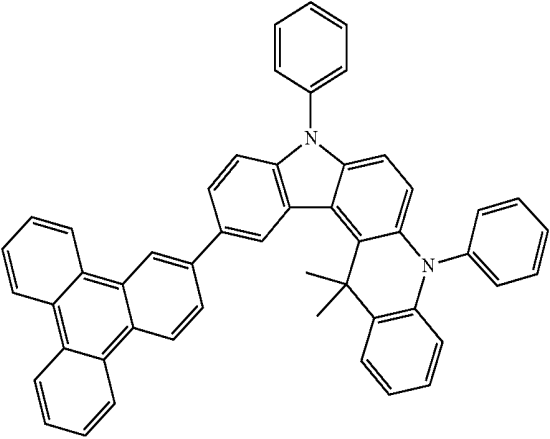
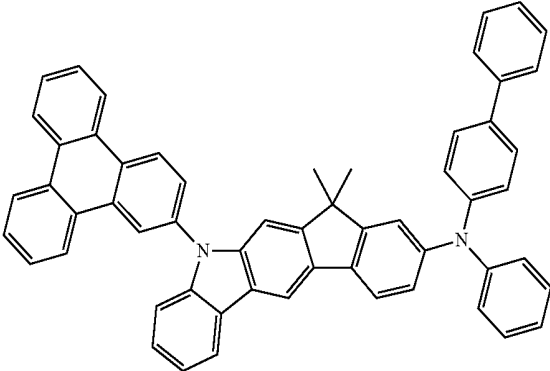
(103)

(104)



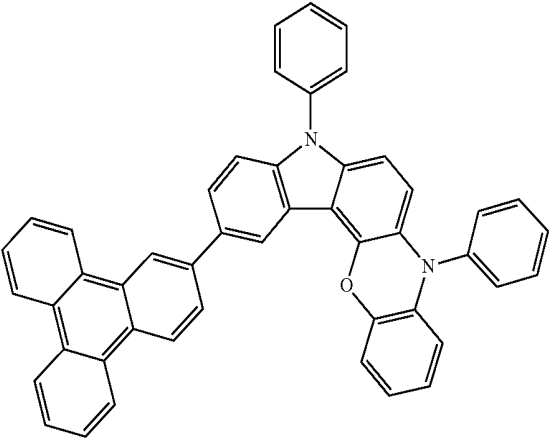
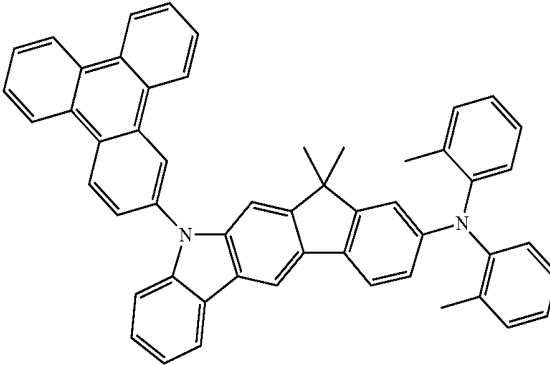
-continued
(105)

(104)

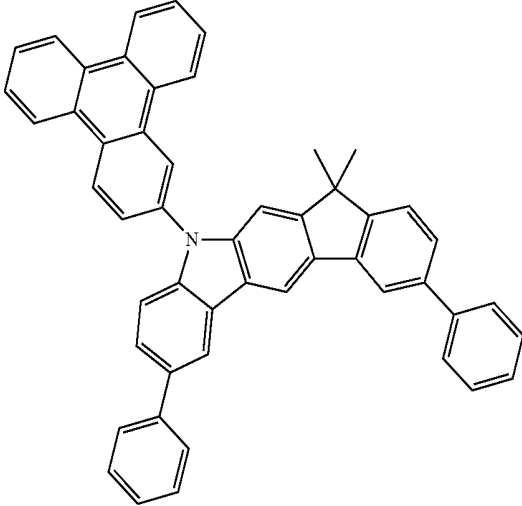
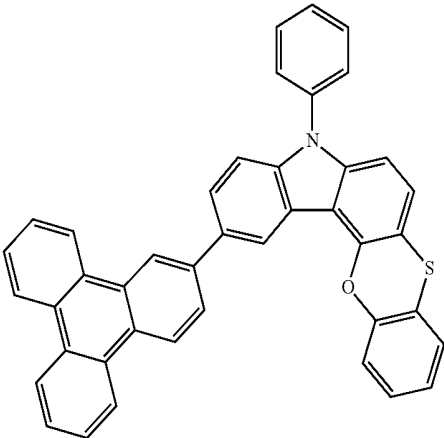


(105)

(106)

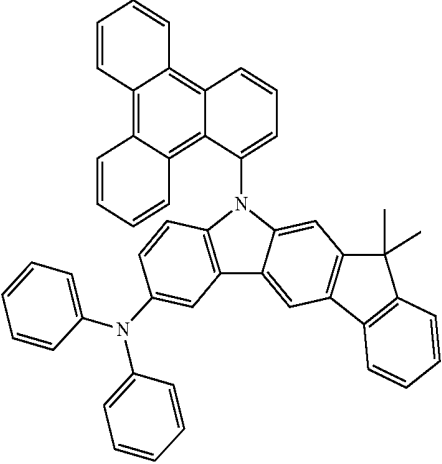
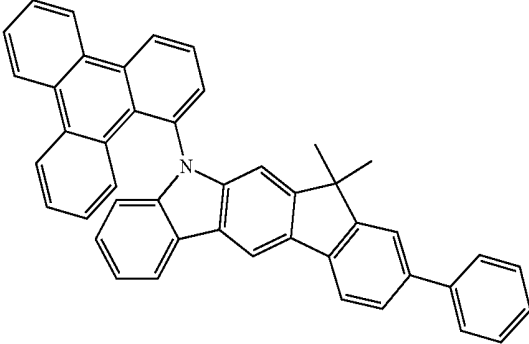


(108)



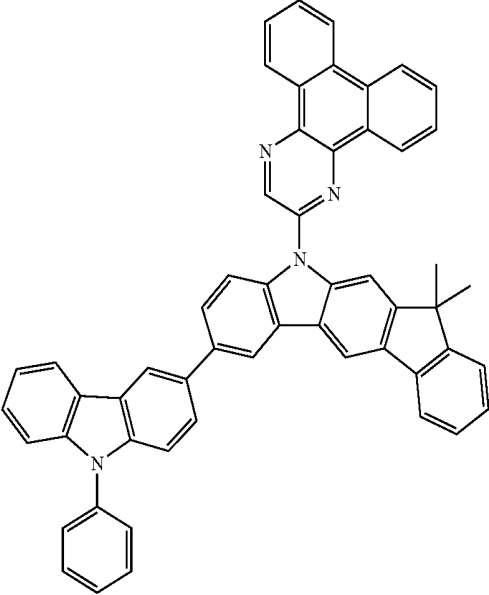
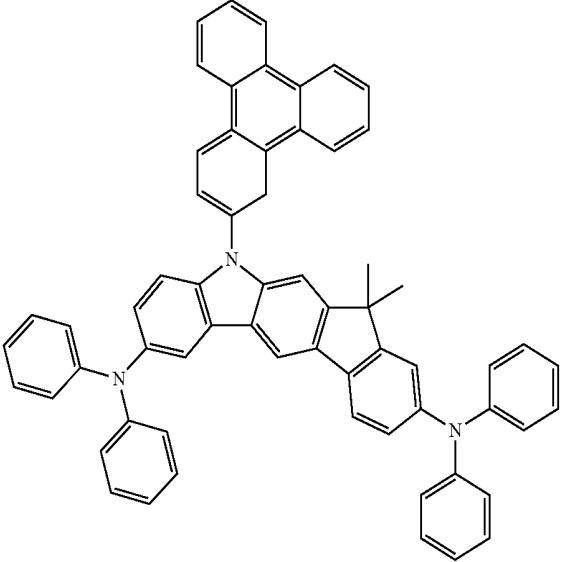
-continued
(109)

(110)

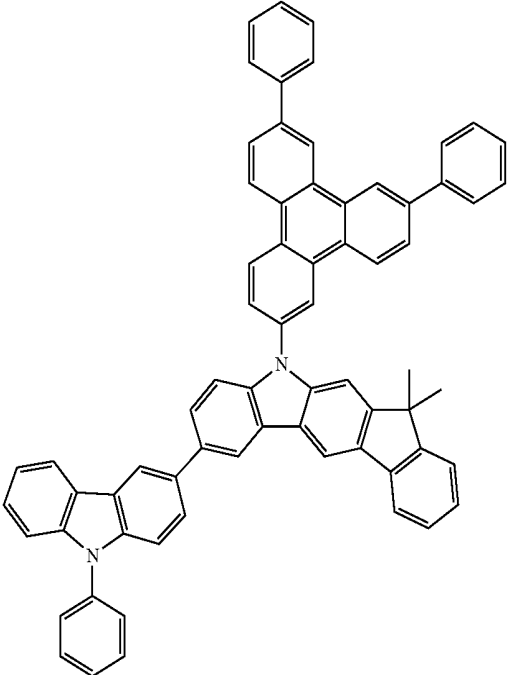


(111)

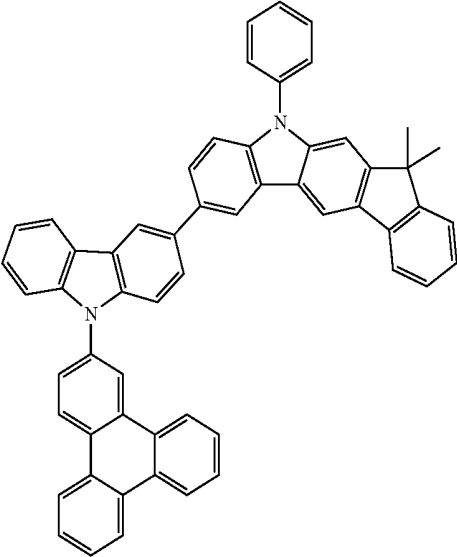
(112)



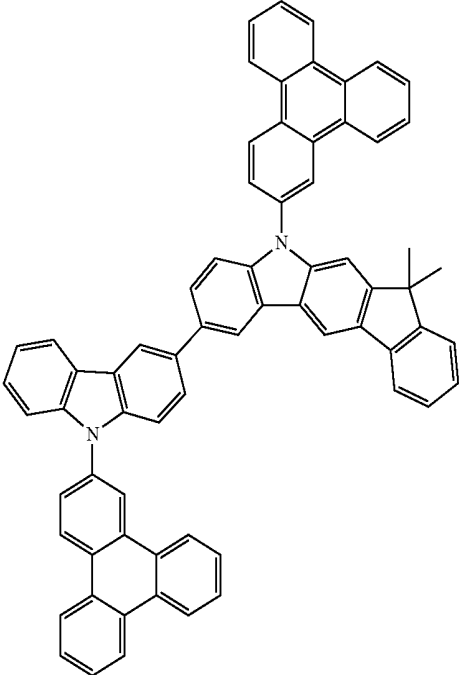
-continued
(113)



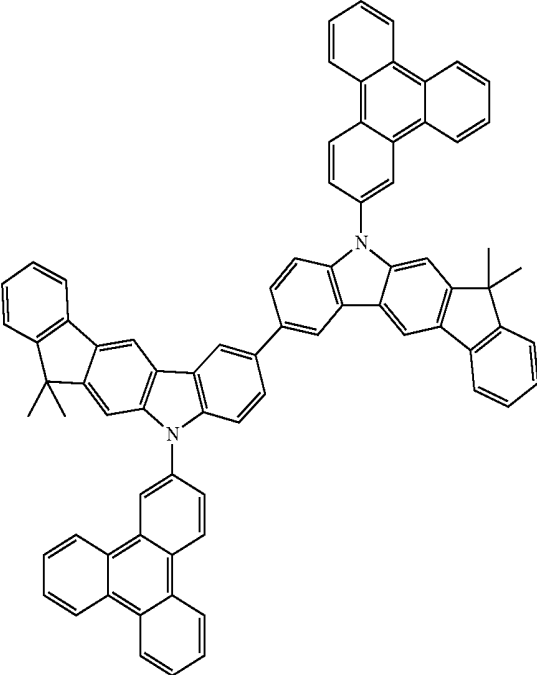
(114)



(115)

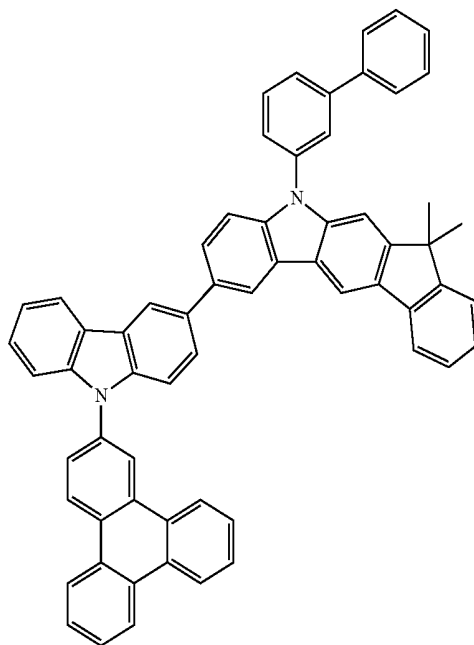
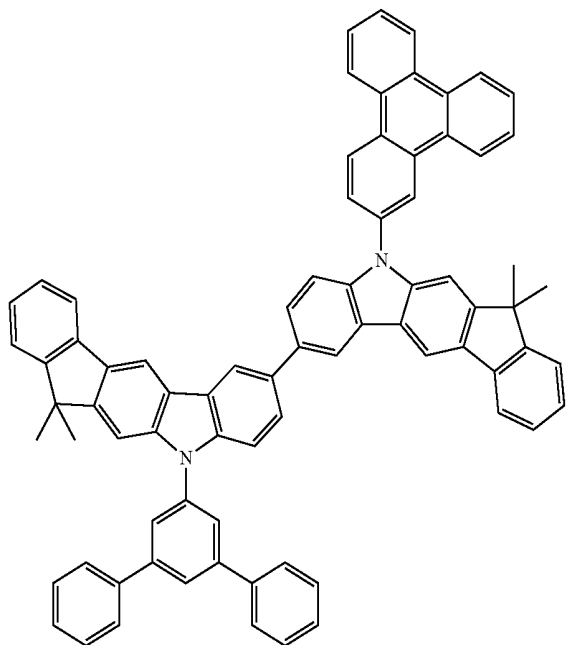


(116)



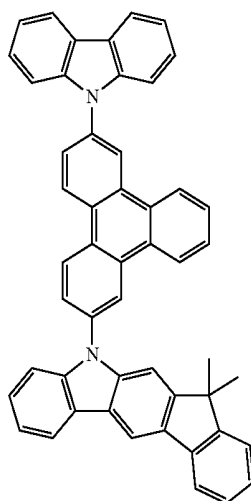
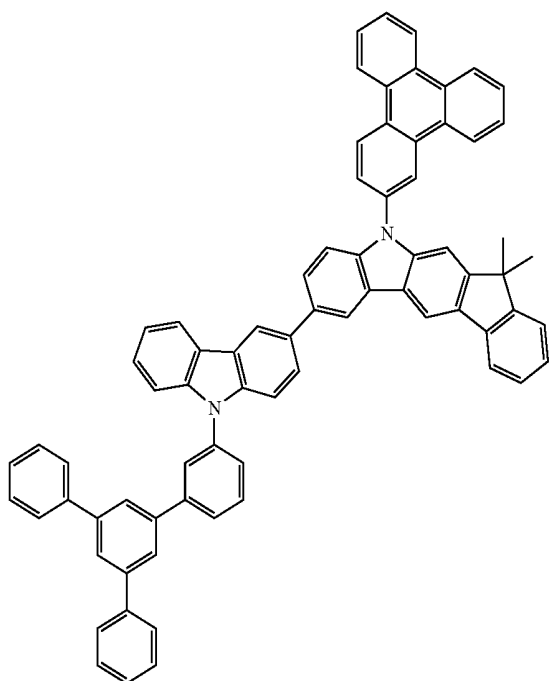
-continued
(117)

(118)



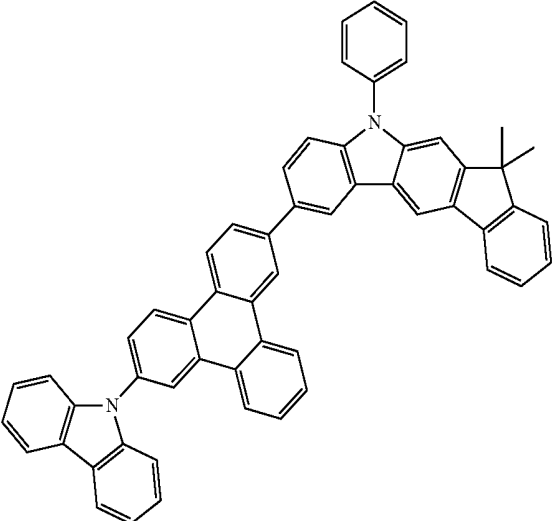
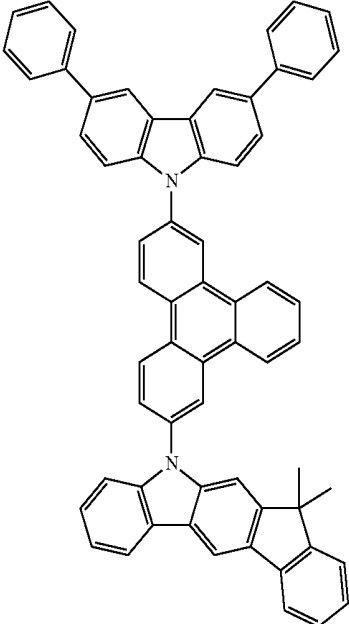
(119)

(120)

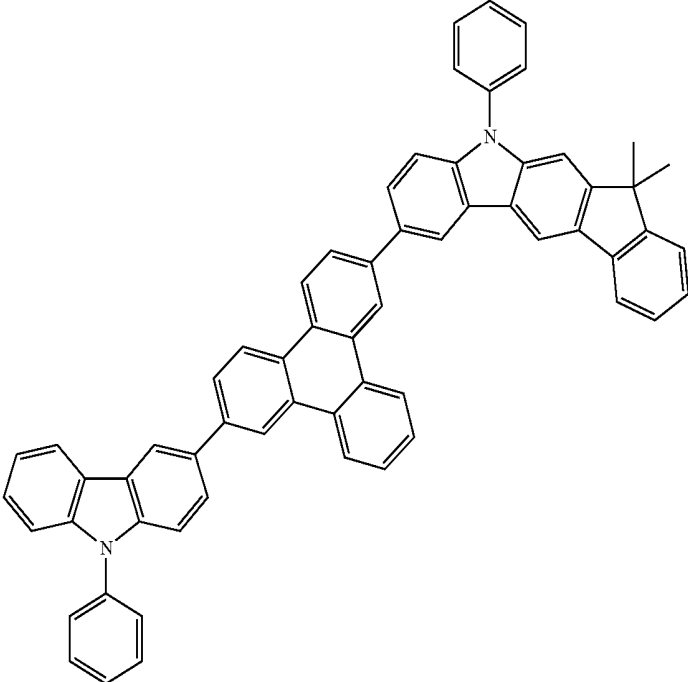


-continued
(121)

(122)

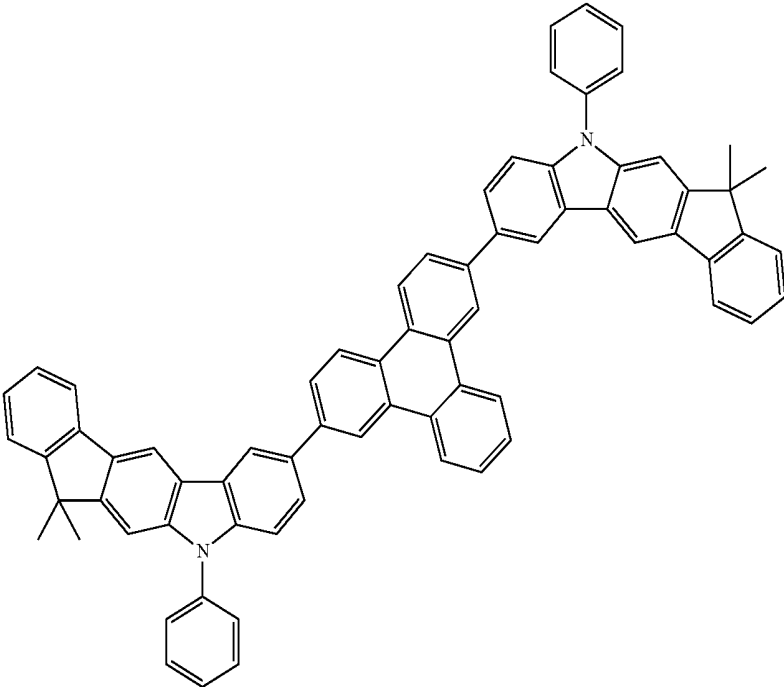


(123)



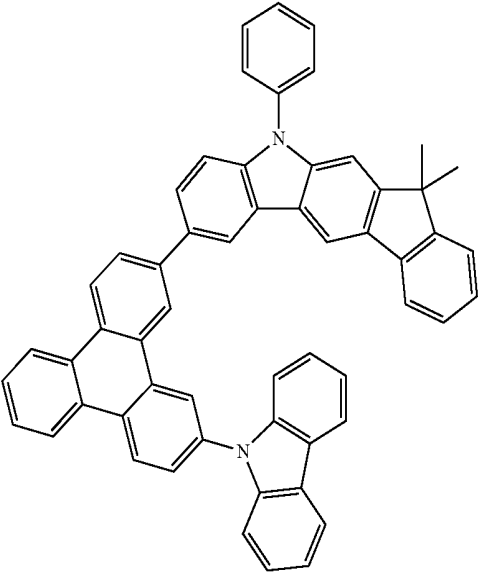
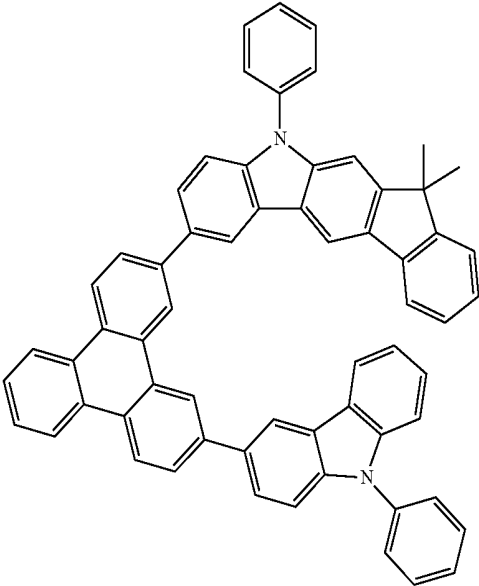
-continued

(124)



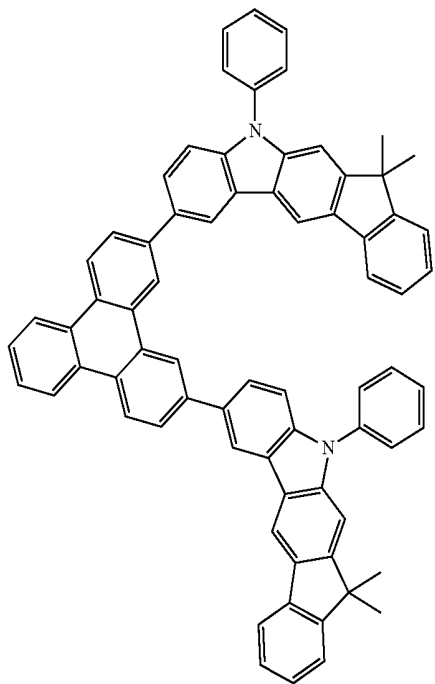
(125)

(126)

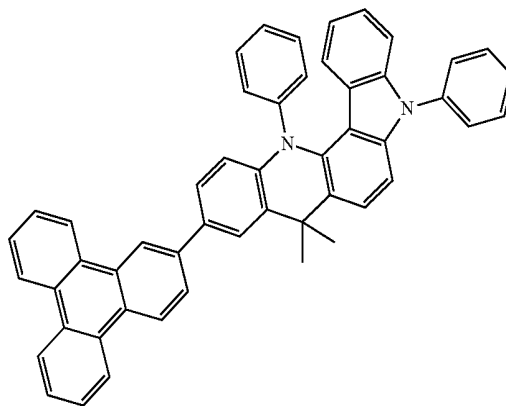


-continued

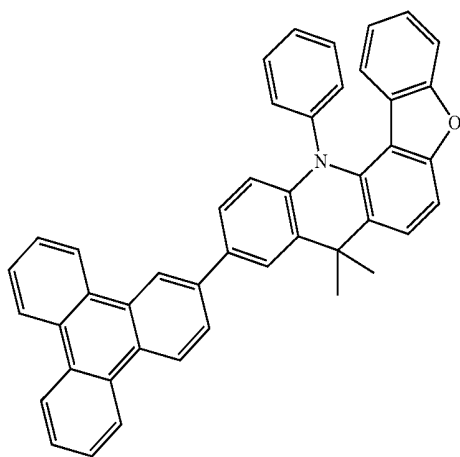
(127)



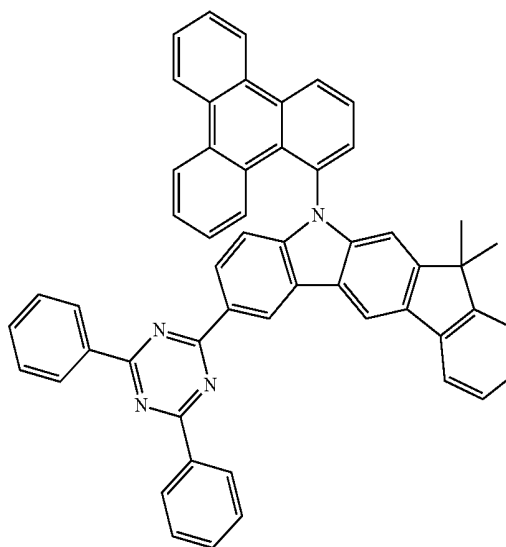
(128)



(129)

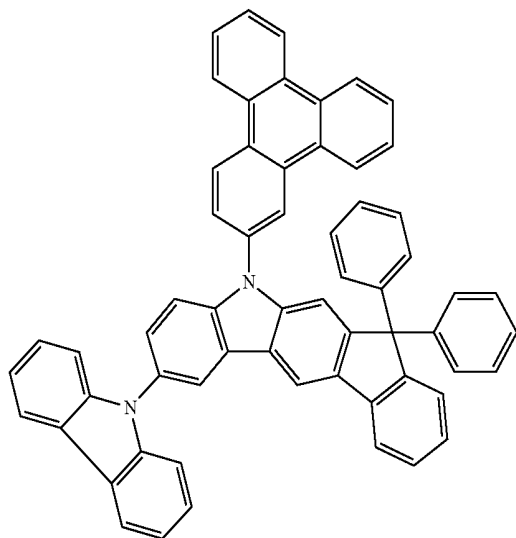


(130)

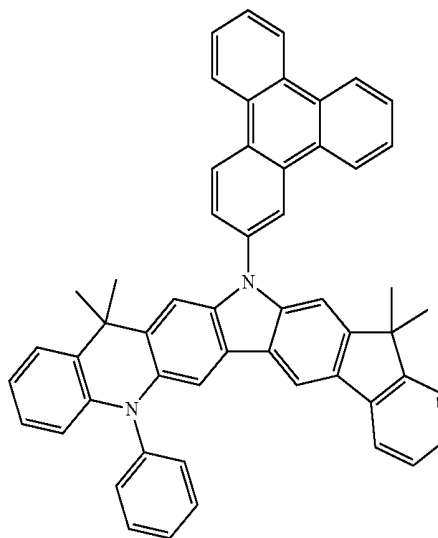


-continued

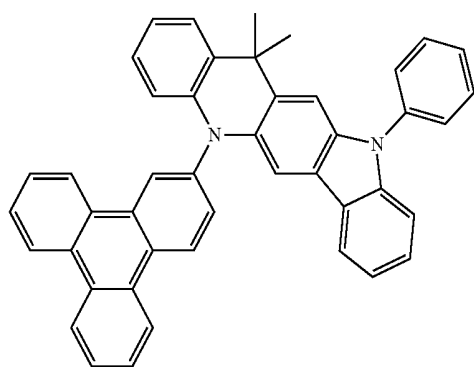
(131)



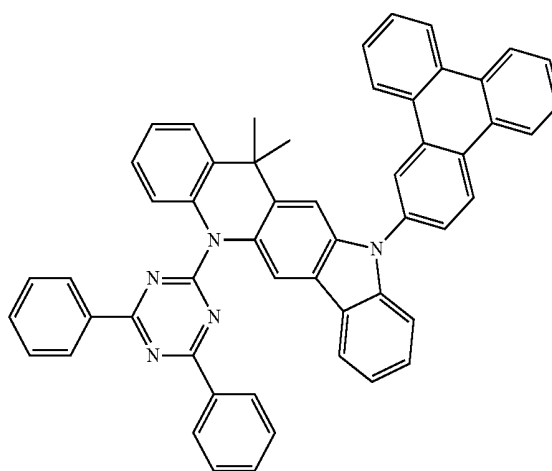
(132)



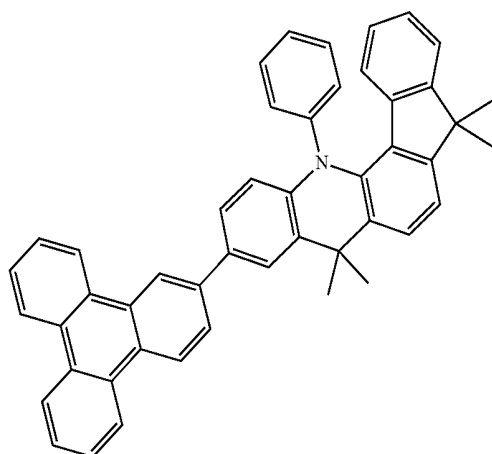
(133)



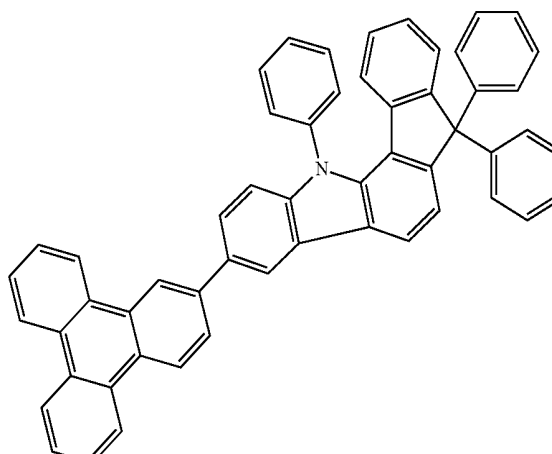
(134)



(135)

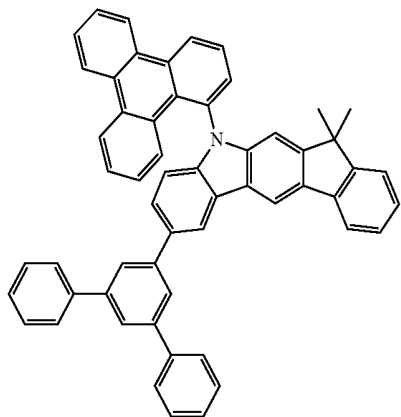


(136)

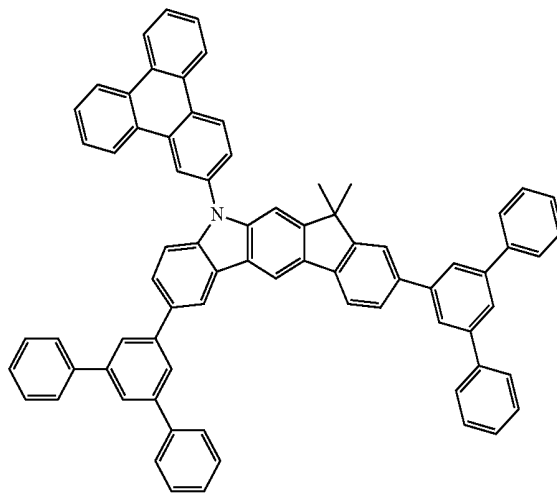


-continued

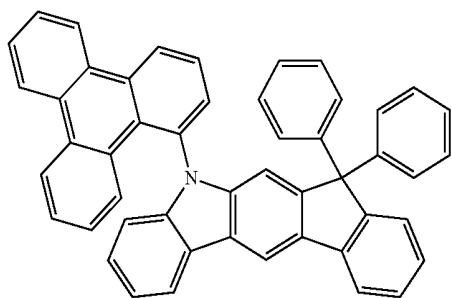
(137)



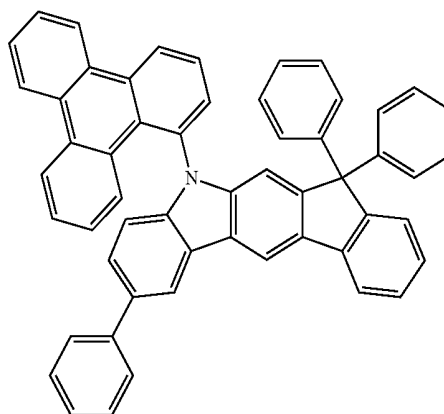
(138)



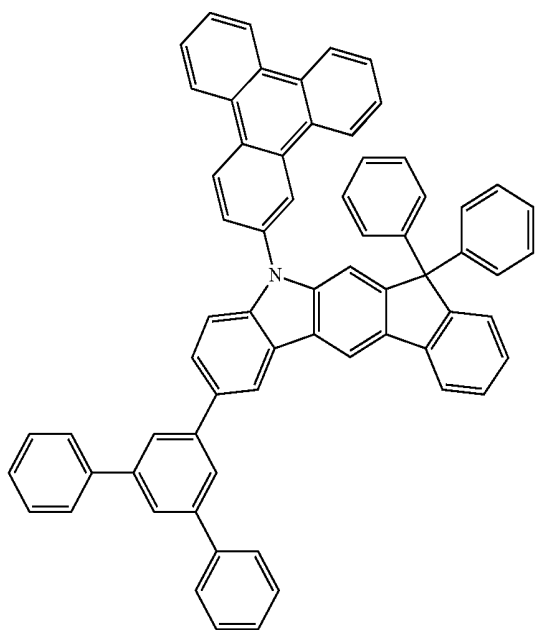
(139)



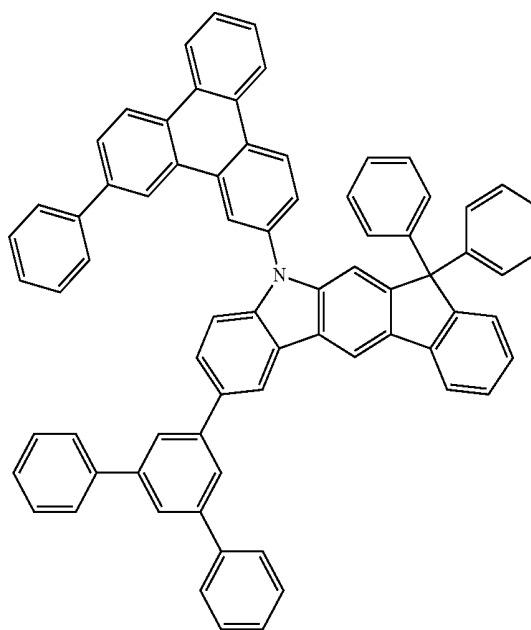
(140)



(141)

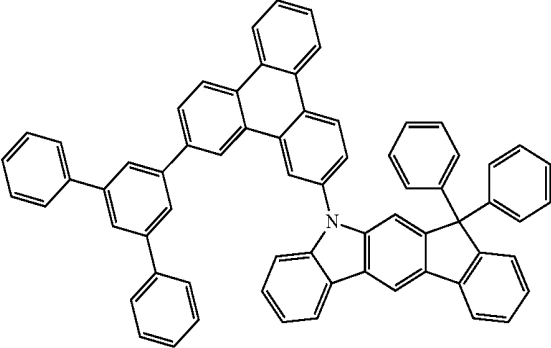
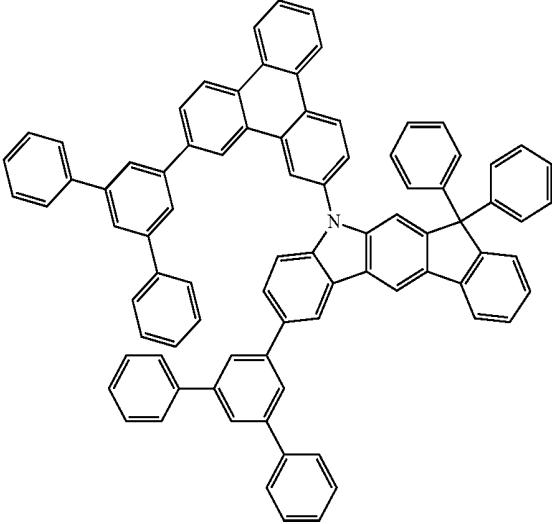


(142)



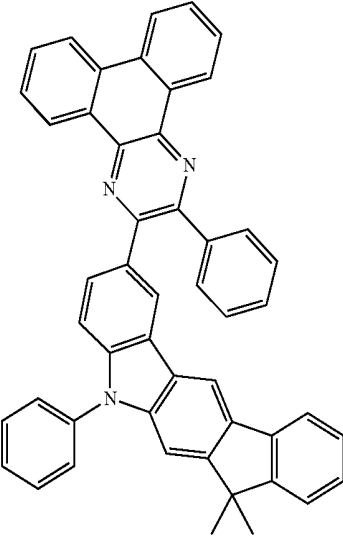
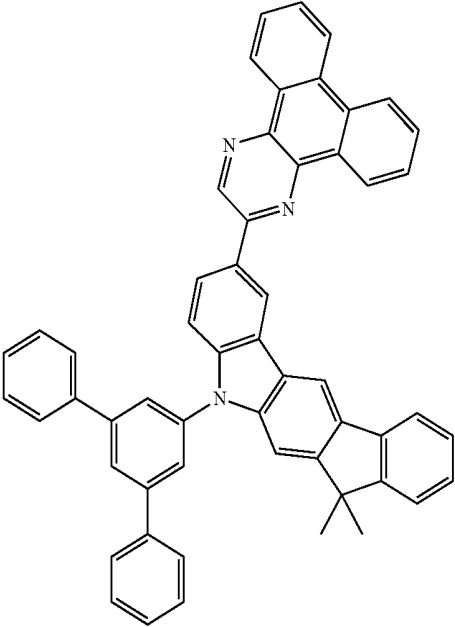
-continued
(143)

(144)



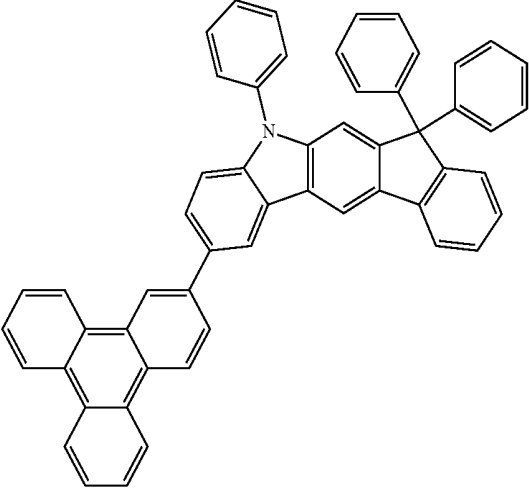
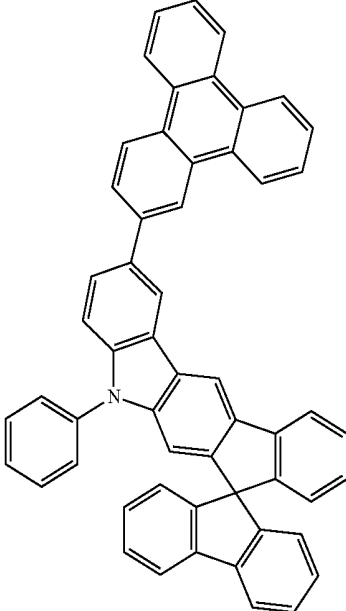
(145)

(146)



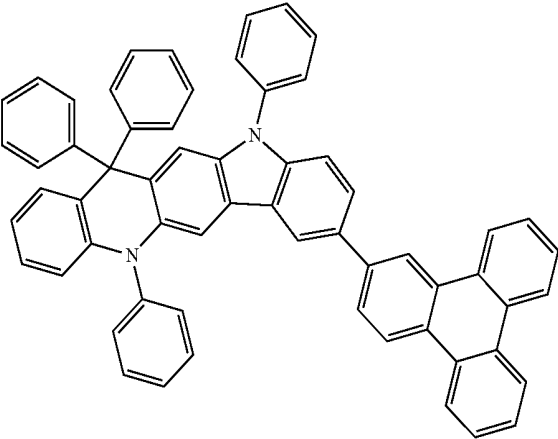
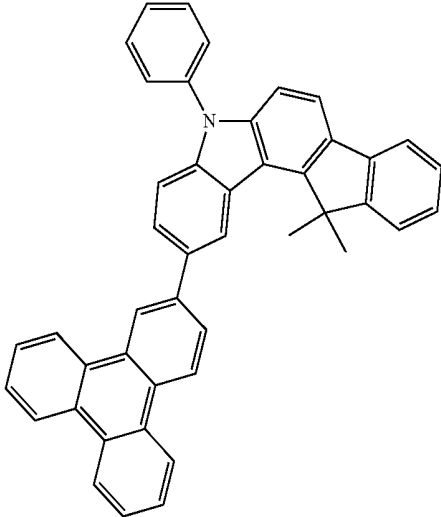
-continued
(147)

(148)



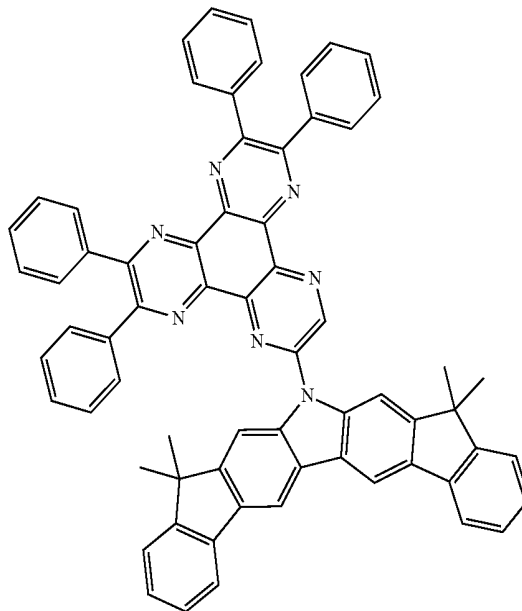
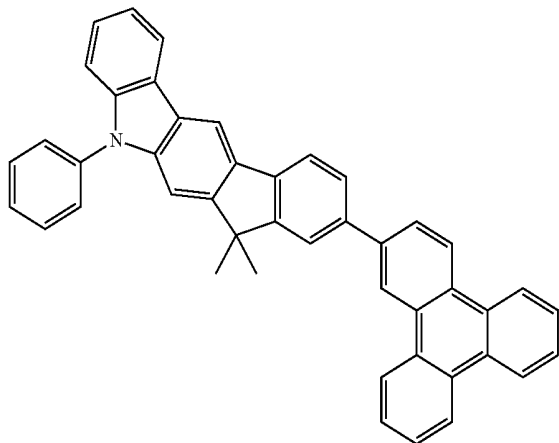
(149)

(150)



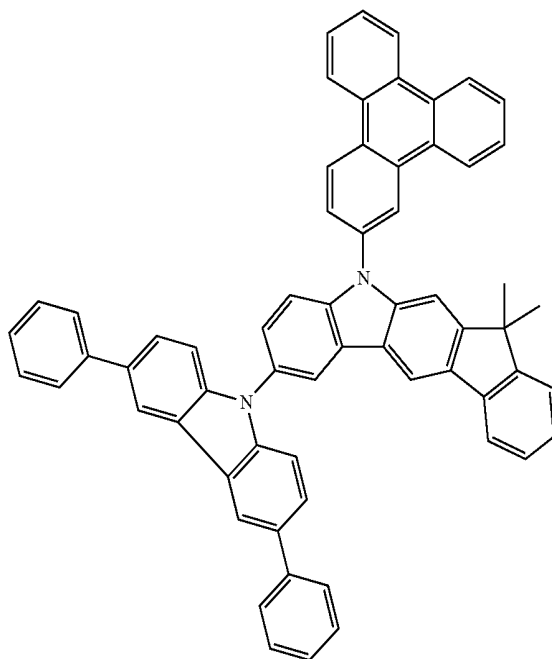
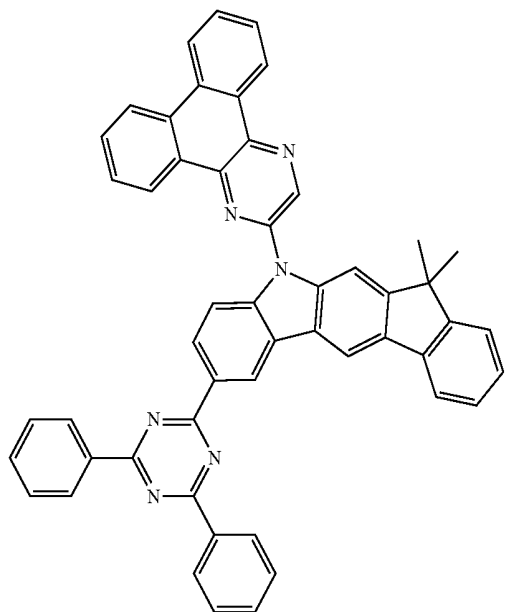
-continued
(151)

(152)



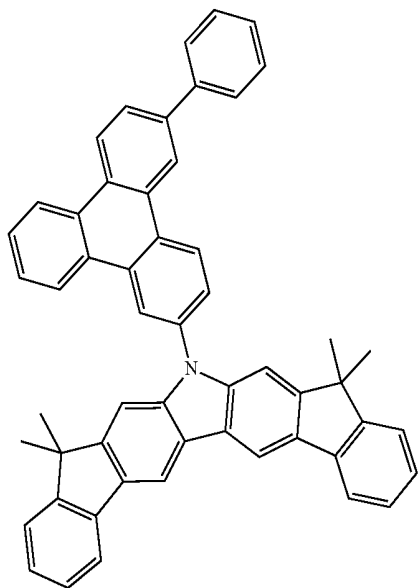
(153)

(154)

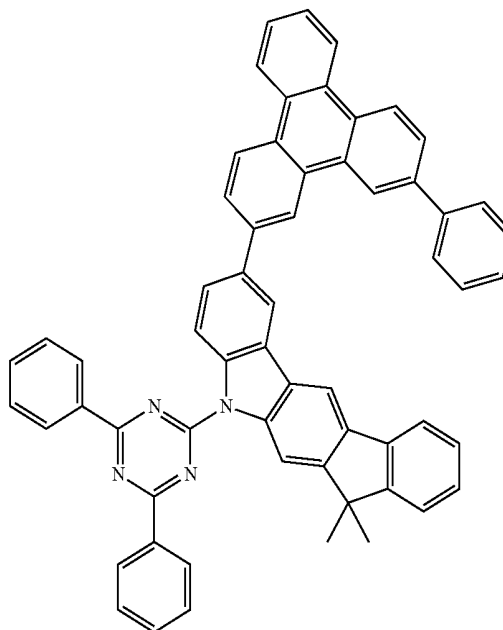


-continued

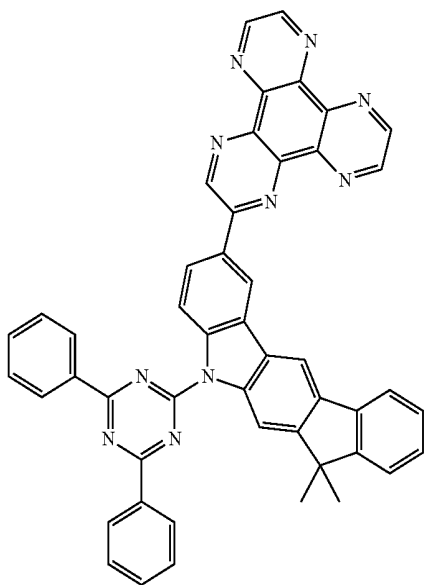
(155)



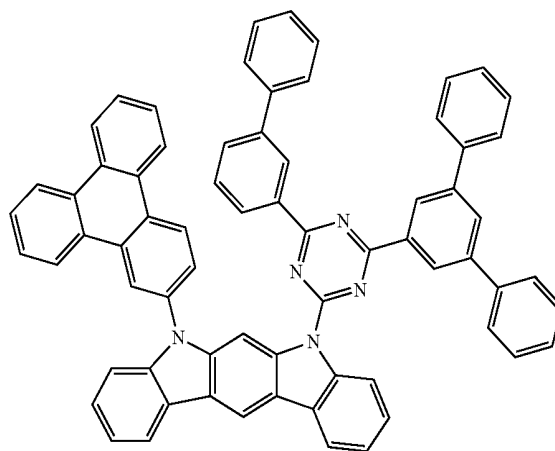
(156)



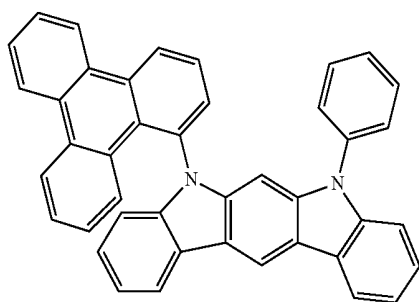
(157)



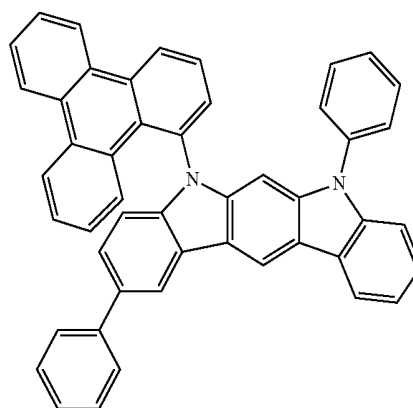
(158)



(159)

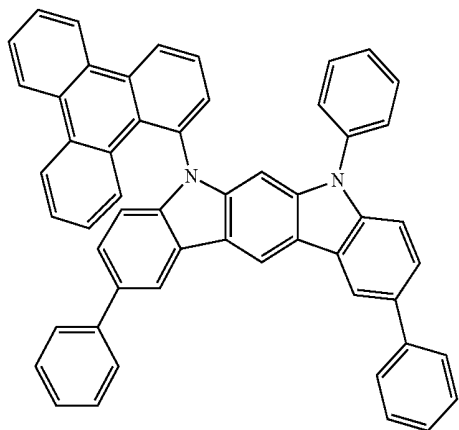


(160)

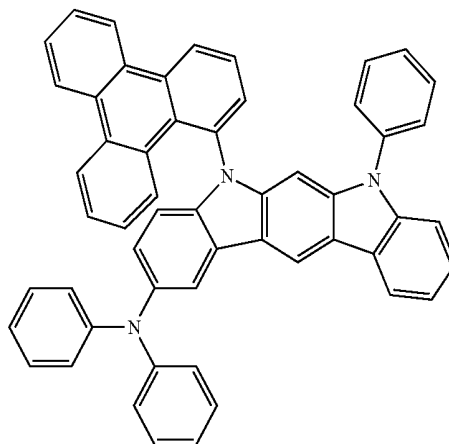


-continued

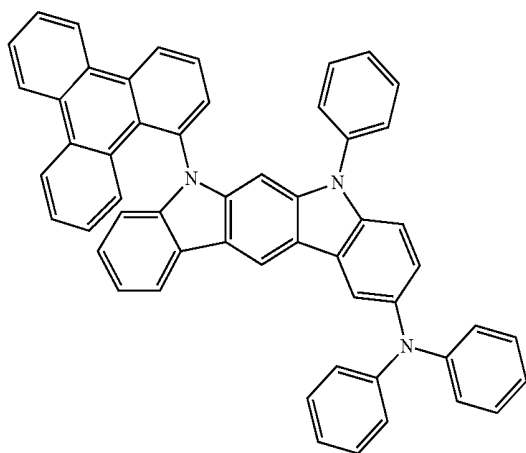
(161)



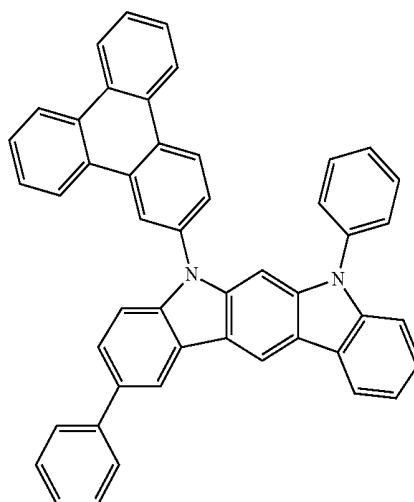
(162)



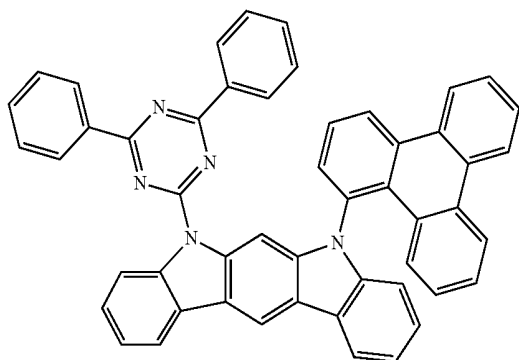
(163)



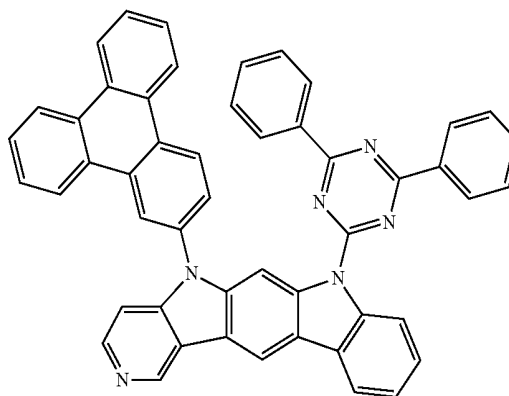
(164)



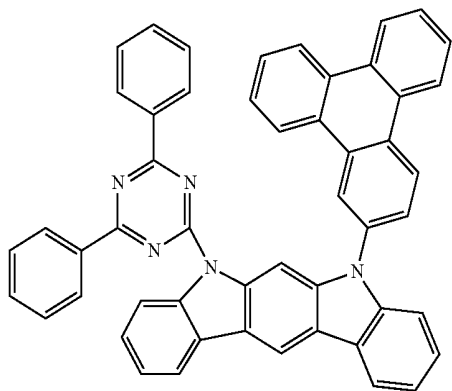
(165)



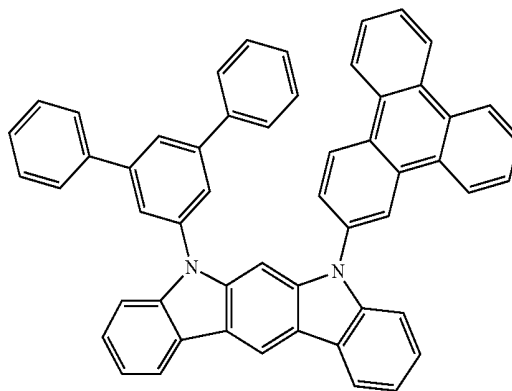
(166)



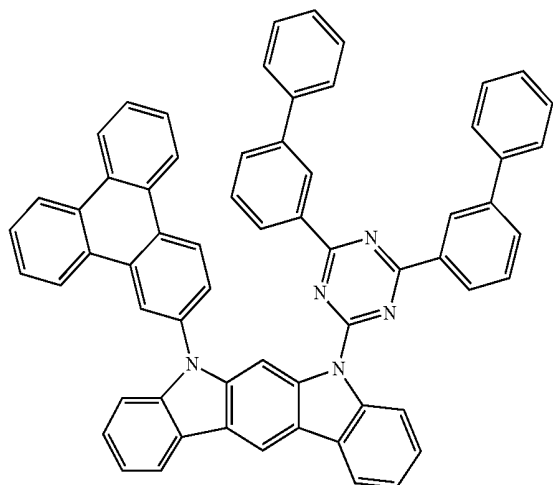
-continued
(167)



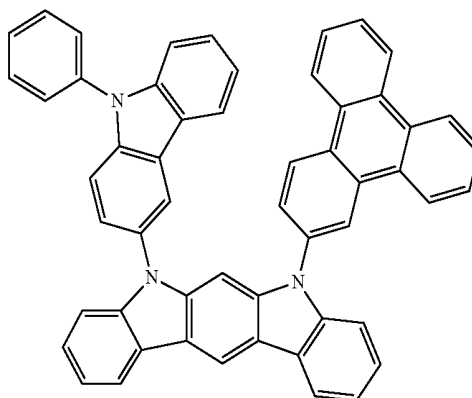
(168)



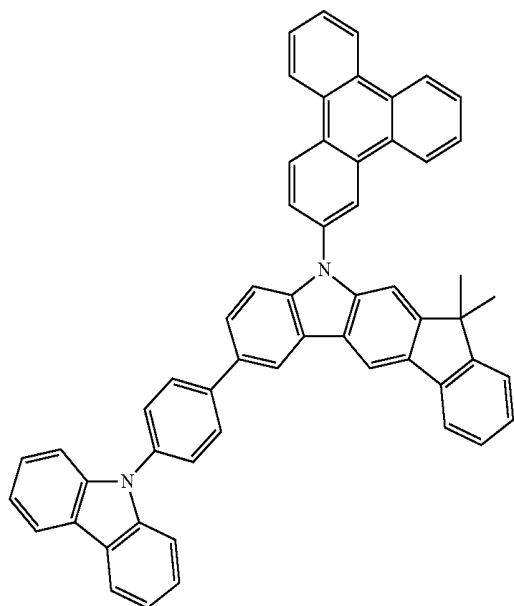
(169)



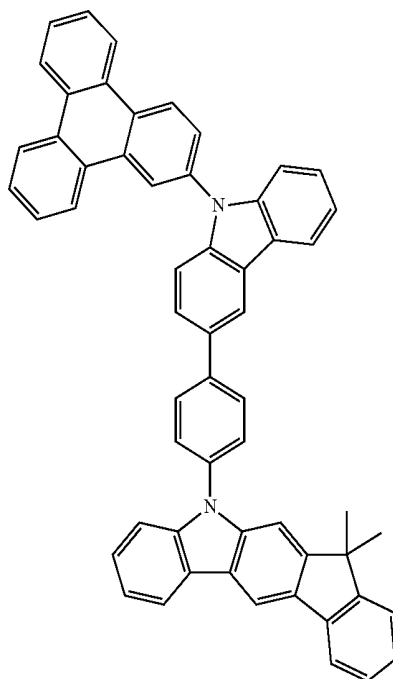
(170)



(171)

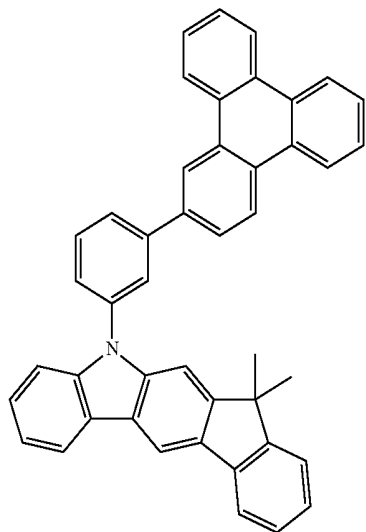


(172)

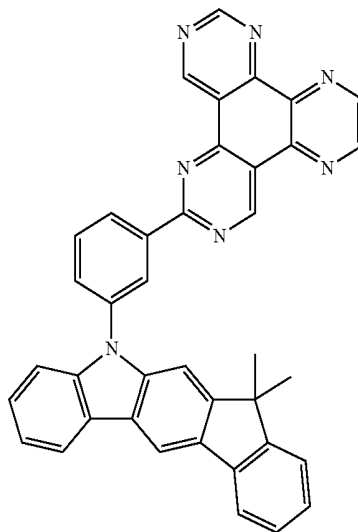


-continued

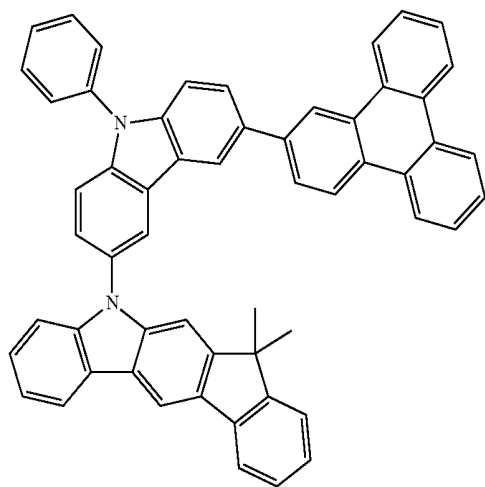
(173)



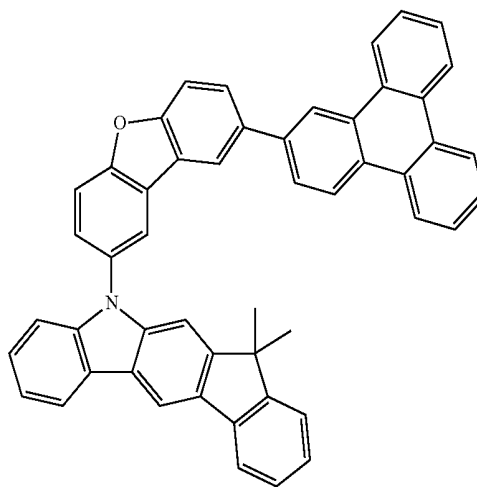
(174)



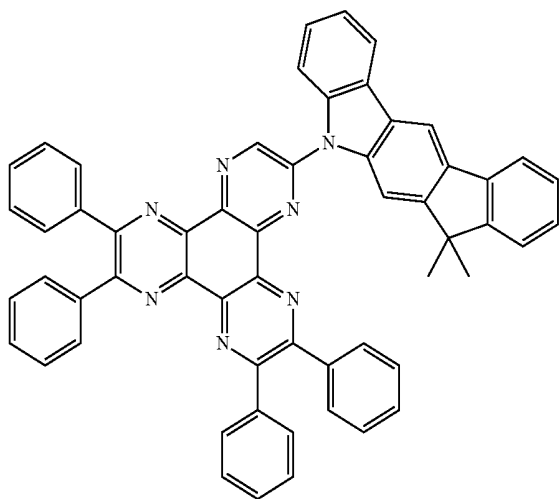
(175)



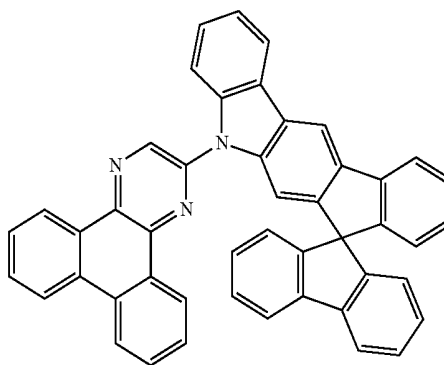
(176)



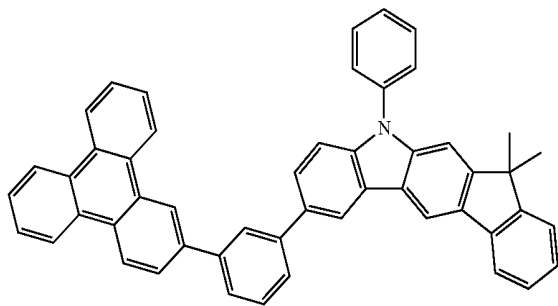
(177)



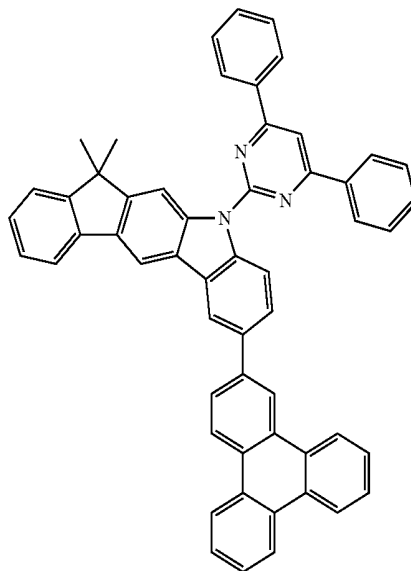
(178)



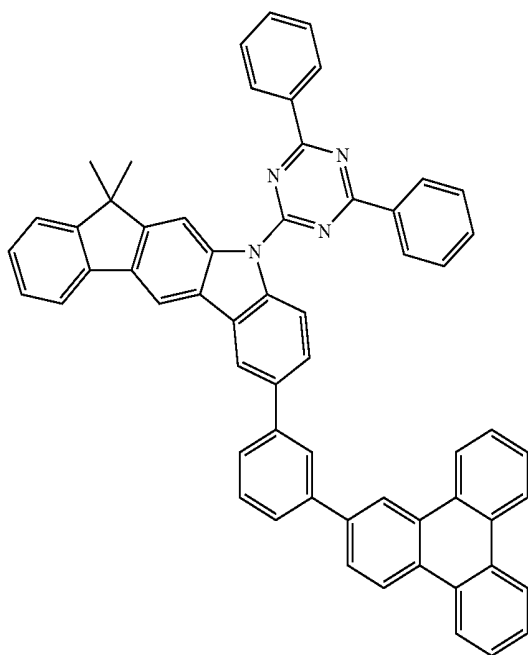
-continued
(179)



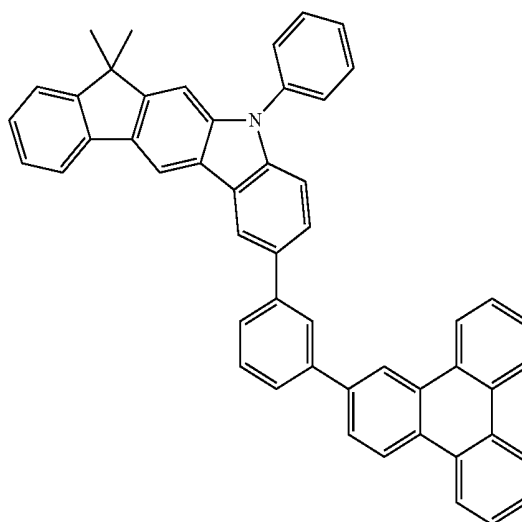
(180)



(181)

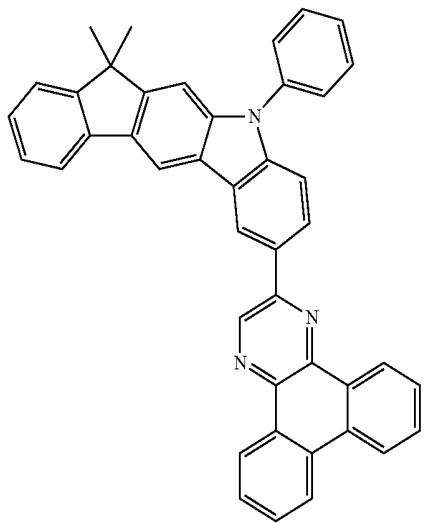


(182)

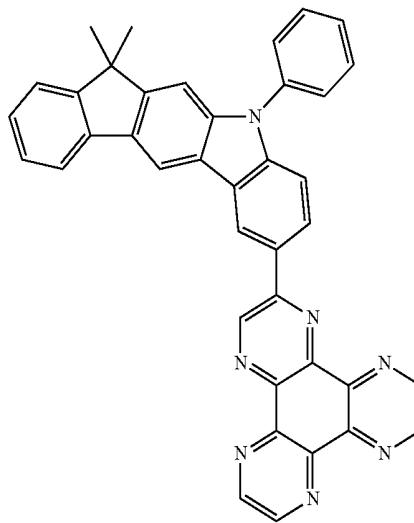


-continued

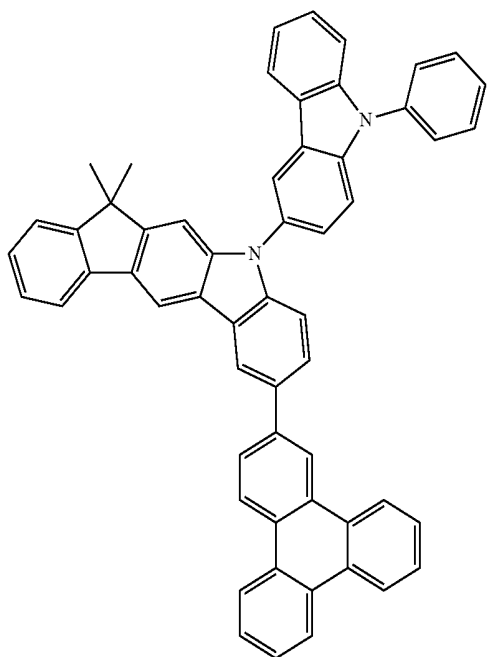
(183)



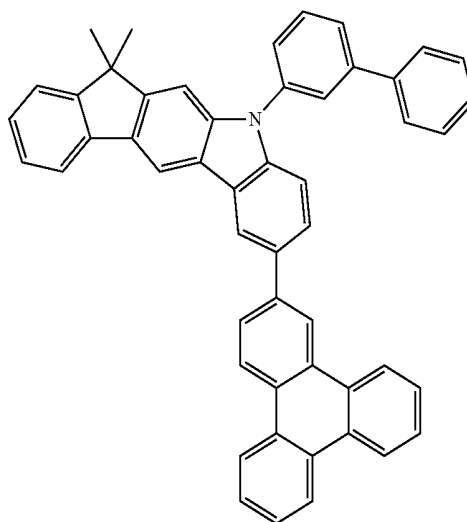
(184)



(185)

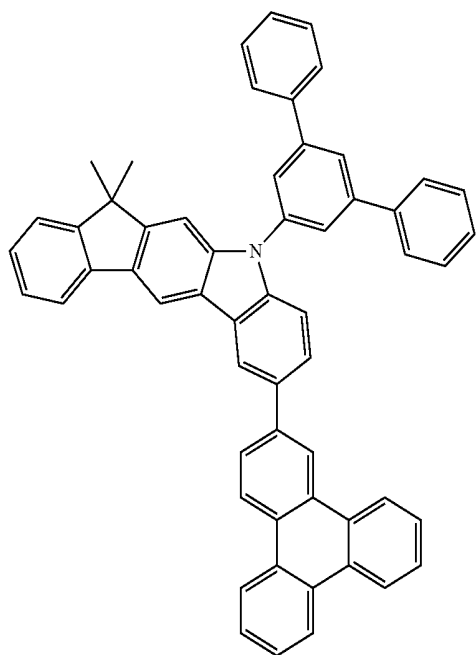


(186)

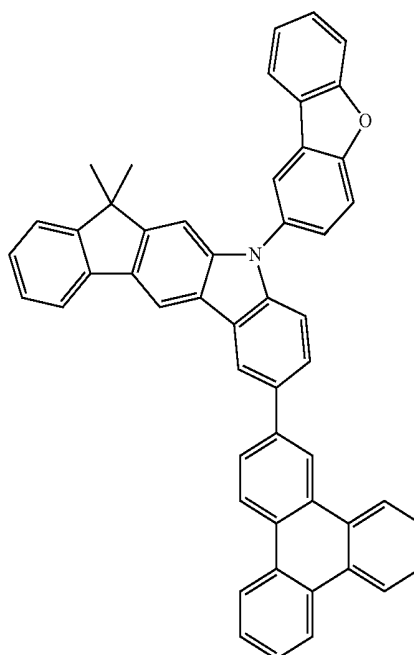


-continued

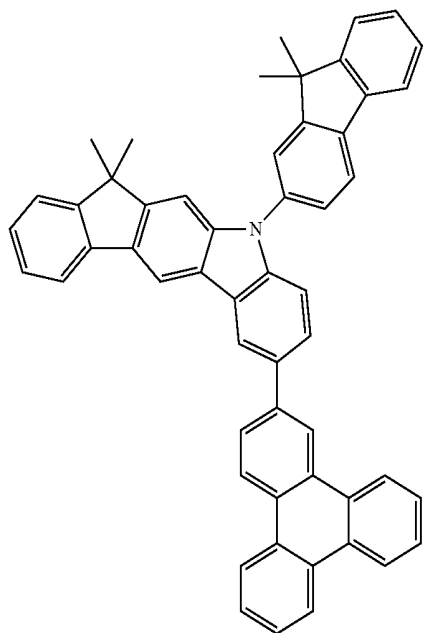
(187)



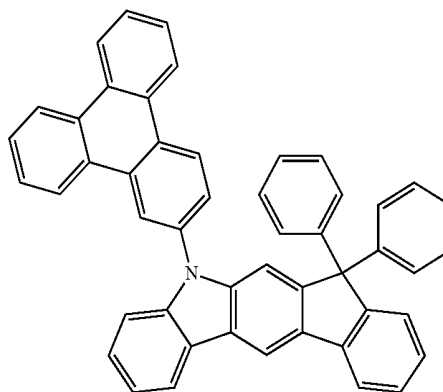
(188)



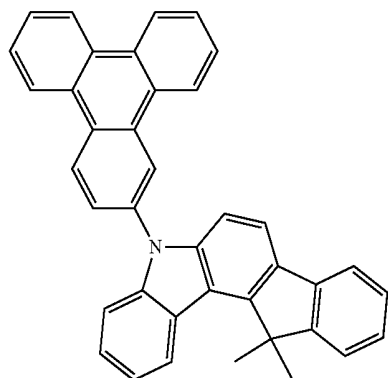
(189)



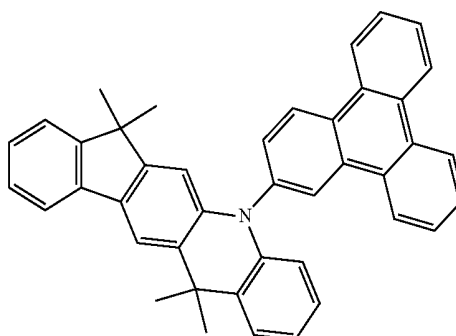
(190)



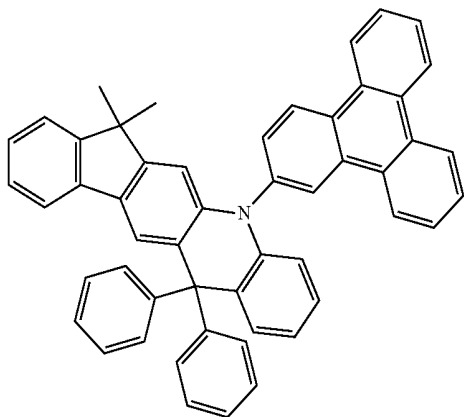
(191)



(192)

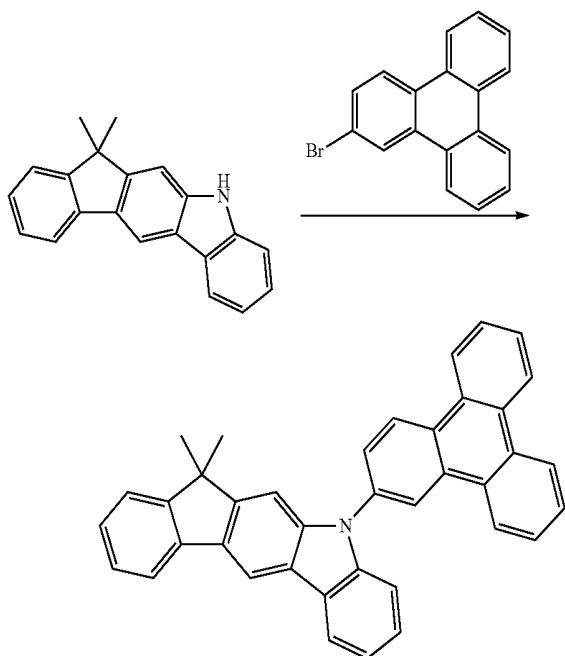


-continued
(193)



[0046] The compounds according to the invention can be prepared by synthesis steps known to the person skilled in the art, such as, for example, bromination, Suzuki coupling, Hartwig-Buchwald coupling, etc. The synthesis of a compound of the formula (1), formula (2), formula (3) or formula (4) in which the group of the formula (5) is bonded to the nitrogen atom is shown diagrammatically in Scheme 1, where the introduction of the triphenylene group preferably takes place via a Hartwig-Buchwald coupling with palladium catalysis.

Scheme 1:

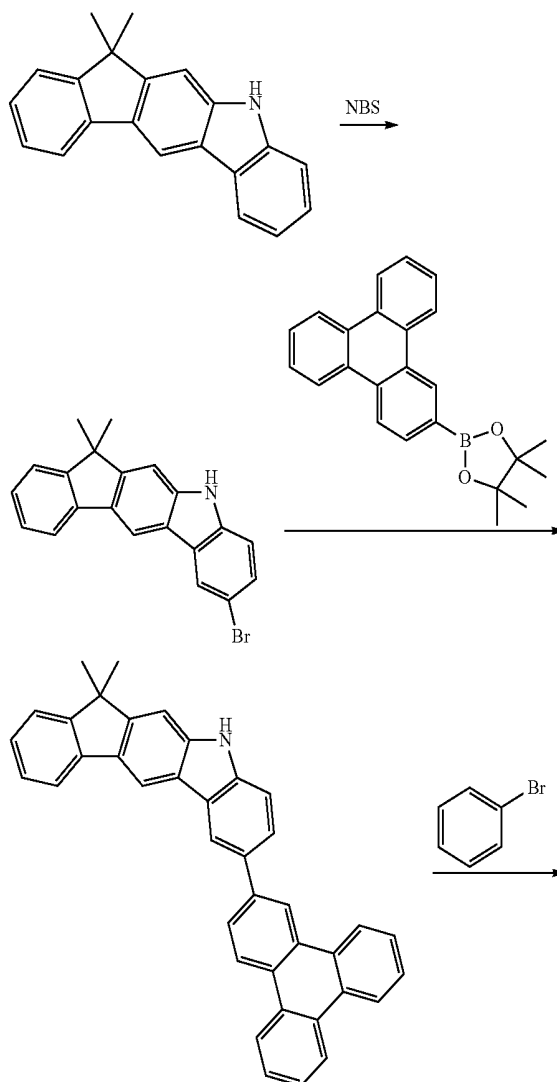


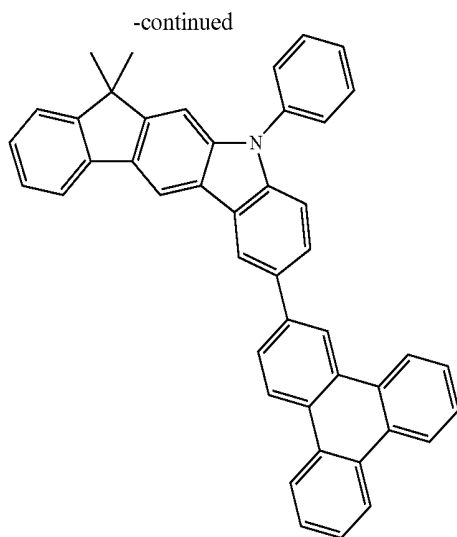
[0047] Substituted compounds can be prepared entirely analogously, as can compounds which contain other bridging atoms instead of the carbon atom or compounds which contain a group Ar^1 between the indeno[1,2-b]carbazole and the triphenylene. Further substituents may also be introduced by subsequent bromination, followed by a coupling reaction, for example a Suzuki coupling or Hartwig-Buchwald coupling.

[0048] If the group of the formula (5) is not bonded to the nitrogen atom, but instead to the indeno[1,2-b]carbazole skeleton, a

Suzuki coupling, for example, is suitable for the introduction of this group, as shown in Scheme 2.

Scheme 2:





[0049] Substituted compounds can be prepared entirely analogously, as can compounds which contain other bridging atoms instead of the carbon atom or nitrogen atom or compounds which contain a group Ar¹ between the indenocarbazole and the triphenylene.

[0050] The invention furthermore relates to a process for the preparation of a compound according to the invention, characterised by the steps:

[0051] a) synthesis of the skeleton of the formula (1), (2), (3) or (4) which does not yet contain a group of the formula (5); and

[0052] b) introduction of the group of the formula (5) by a metal-catalysed coupling reaction.

[0053] Suitable as metal-catalysed coupling reaction are, for example, Hartwig-Buchwald, Suzuki, Negishi, Kumada, Stille couplings and other coupling reactions.

[0054] The present invention furthermore relates to mixtures comprising at least one compound according to the invention and at least one further compound. The further compound can be, for example, a fluorescent or phosphorescent dopant if the compound according to the invention is used as matrix material, in particular a phosphorescent dopant. Suitable dopants are indicated below in connection with the organic electroluminescent devices and are also preferred for the mixtures according to the invention.

[0055] For processing from solution or from the liquid phase, for example by spin coating or by printing processes, solutions or formulations of the compounds or mixtures according to the invention are necessary. It may be preferred to use mixtures of two or more solvents. Suitable and preferred solvents are, for example, toluene, anisole, o-, m- or p-xylene, methyl benzoate, dimethylanisole, mesitylene, tetralin, veratrol, THF, methyl-THF, THP, chlorobenzene, dioxane or mixtures of these solvents.

[0056] The present invention therefore furthermore relates to a formulation, in particular a solution, a suspension or a mini-emulsion, comprising at least one compound or mixture according to the invention and one or more solvents, in particular organic solvents. The way in which solutions of this type can be prepared is known to the person skilled in the art and described, for example, in WO 2002/072714, WO 2003/019694 and the literature cited therein.

[0057] The compounds and mixtures according to the invention are suitable for use in an electronic device. An electronic device here is taken to mean a device which comprises at least one layer which comprises at least one organic compound. However, the component here may also comprise inorganic materials or also layers built up entirely from inorganic materials.

[0058] The present invention therefore furthermore relates to the use of the compounds or mixtures according to the invention in an electronic device, in particular in an organic electroluminescent device.

[0059] The present invention still furthermore relates to an electronic device comprising at least one of the compounds or mixtures according to the invention mentioned above. The preferences stated above for the compound also apply to the electronic devices.

[0060] The electronic device is preferably selected from the group consisting of organic electroluminescent devices (OLEDs, PLEDs), organic integrated circuits (O-ICs), organic field-effect transistors (O-FETs), organic thin-film transistors (O-TFTs), organic light-emitting transistors (O-LETs), organic solar cells (O-SCs), organic dye-sensitised solar cells, organic optical detectors, organic photoreceptors, organic field-quench devices (O-FQDs), light-emitting electrochemical cells (LECs), organic laser diodes (O-lasers) and "organic plasmon emitting devices" (D. M. Koller et al., *Nature Photonics* 2008, 1-4), preferably organic electroluminescent devices (OLEDs, PLEDs), in particular phosphorescent OLEDs.

[0061] The organic electroluminescent device comprises cathode, anode and at least one emitting layer. Apart from these layers, it may also comprise further layers, for example in each case one or more hole-injection layers, hole-transport layers, hole-blocking layers, electron-transport layers, electron-injection layers, exciton-blocking layers, electron-blocking layers and/or charge-generation layers. It is likewise possible for interlayers, which have, for example, an exciton-blocking function, to be introduced between two emitting layers. However, it should be pointed out that each of these layers does not necessarily have to be present. The organic electroluminescent device here may comprise one emitting layer, or it may comprise a plurality of emitting layers. If a plurality of emission layers are present, these preferably have in total a plurality of emission maxima between 380 nm and 750 nm, resulting overall in white emission, i.e. various emitting compounds which are able to fluoresce or phosphoresce are used in the emitting layers. Particular preference is given to systems having three emitting layers, where the three layers exhibit blue, green and orange or red emission (for the basic structure see, for example, WO 2005/011013). These can be fluorescent or phosphorescent emission layers or hybrid systems, in which fluorescent and phosphorescent emission layers are combined with one another.

[0062] The compound according to the invention in accordance with the embodiments indicated above can be employed in various layers, depending on the precise structure. Preference is given to an organic electroluminescent device comprising a compound of the formula (1), formula (2), formula (3), formula (4) or in accordance with the preferred embodiments as matrix material for fluorescent or phosphorescent emitters, in particular for phosphorescent emitters, and/or in a hole-blocking layer and/or in an electron-transport layer and/or in an electron-blocking or exciton-blocking layer and/or in a hole-transport layer, depending on

the precise substitution. The preferred embodiments indicated above also apply to the use of the materials in organic electronic devices.

[0063] In a preferred embodiment of the invention, the compound of the formula (1), formula (2), formula (3), formula (4) or in accordance with the preferred embodiments is employed as matrix material for a fluorescent or phosphorescent compound, in particular for a phosphorescent compound, in an emitting layer. The organic electroluminescent device here may comprise one emitting layer, or it may comprise a plurality of emitting layers, where at least one emitting layer comprises at least one compound according to the invention as matrix material.

[0064] If the compound of the formula (1), formula (2), formula (3), formula (4) or in accordance with the preferred embodiments is employed as matrix material for an emitting compound in an emitting layer, it is preferably employed in combination with one or more phosphorescent materials (triplet emitters). Phosphorescence in the sense of this invention is taken to mean the luminescence from an excited state having relatively high spin multiplicity, i.e. a spin state >1 , in particular from an excited triplet state. For the purposes of this application, all luminescent transition-metal complexes and luminescent lanthanide complexes, in particular all iridium, platinum and copper complexes, are to be regarded as phosphorescent compounds.

[0065] The mixture comprising the compound of the formula (1), formula (2), formula (3), formula (4) or in accordance with the preferred embodiments and the emitting compound comprises between 99 and 1% by vol., preferably between 98 and 10% by vol., particularly preferably between 97 and 60% by vol., in particular between 95 and 80% by vol., of the compound of the formula (1), formula (2), formula (3), formula (4) or in accordance with the preferred embodiments, based on the entire mixture comprising emitter and matrix material. Correspondingly, the mixture comprises between 1 and 99% by vol., preferably between 2 and 90% by vol., particularly preferably between 3 and 40% by vol., in particular between 5 and 20% by vol., of the emitter, based on the entire mixture comprising emitter and matrix material.

[0066] A further preferred embodiment of the present invention is the use of the compound of the formula (1), formula (2), formula (3), formula (4) or in accordance with the preferred embodiments as matrix material for a phosphorescent emitter in combination with a further matrix material. Particularly suitable matrix materials which can be employed in combination with the compounds of the formula (1), formula (2), formula (3), formula (4) or in accordance with the preferred embodiments are aromatic ketones, aromatic phosphine oxides or aromatic sulfoxides or sulfones, for example in accordance with WO 2004/013080, WO 2004/093207, WO 2006/005627 or WO 2010/006680, triarylaminines, carbazole derivatives, for example CBP (N,N-bis(carbazolyl)phenyl) or the carbazole derivatives disclosed in WO 2005/039246, US 2005/0069729, JP 2004/288381, EP 1205527 or WO 2008/086851, indolocarbazole derivatives, for example in accordance with WO 2007/063754 or WO 2008/056746, indenocarbazole derivatives, for example in accordance with WO 2010/136109 and WO 2011/000455, azacarbazole derivatives, for example in accordance with EP 1617710, EP 1617711, EP 1731584, JP 2005/347160, bipolar matrix materials, for example in accordance with WO 2007/137725, silanes, for example in accordance with WO 2005/111172, azaboroles or boronic esters, for example in accordance with

WO 2006/117052, triazine derivatives, for example in accordance with WO 2010/015306, WO 2007/063754 or WO 2008/056746, zinc complexes, for example in accordance with EP 652273 or WO 2009/062578, diazasilole or tetraazasilole derivatives, for example in accordance with WO 2010/054729, diazaphosphole derivatives, for example in accordance with WO 2010/054730, bridged carbazole derivatives, for example in accordance with US 2009/0136779, WO 2010/050778, WO 2011/042107, WO 2011/088877 or in accordance with the unpublished application EP 11003232.3, triphenylene derivatives, for example in accordance with the unpublished DE 102010048608.6, or lactams, for example in accordance with WO 2011/116865 and the unpublished application DE 102010019306.2. A further phosphorescent emitter which emits at shorter wavelength than the actual emitter may likewise be present in the mixture as co-host.

[0067] Suitable phosphorescent compounds (=triplet emitters) are, in particular, compounds which emit light, preferably in the visible region, on suitable excitation and in addition contain at least one atom having an atomic number greater than 20, preferably greater than 38 and less than 84, particularly preferably greater than 56 and less than 80, in particular a metal having this atomic number. The phosphorescence emitters used are preferably compounds which contain copper, molybdenum, tungsten, rhenium, ruthenium, osmium, rhodium, iridium, palladium, platinum, silver, gold or europium, in particular compounds which contain iridium or platinum. For the purposes of the present invention, all luminescent compounds which contain the above-mentioned metals are regarded as phosphorescent compounds.

[0068] Examples of the emitters described above are revealed by the applications WO 00/70655, WO 2001/41512, WO 2002/02714, WO 2002/15645, EP 1191613, EP 1191612, EP 1191614, WO 05/033244, WO 05/019373, US 2005/0258742, WO 2009/146770, WO 2010/015307, WO 2010/031485, WO 2010/054731, WO 2010/054728, WO 2010/086089, WO 2010/099852, WO 2010/102709, WO 2011/032626 and WO 2011/066898. Furthermore suitable are the complexes in accordance with the unpublished applications EP 10006208.2 and DE 102010027317.1. In general, all phosphorescent complexes as are used in accordance with the prior art for phosphorescent OLEDs and as are known to the person skilled in the art in the area of organic electroluminescence are suitable, and the person skilled in the art will be able to use further phosphorescent complexes without inventive step.

[0069] In a further embodiment of the invention, the organic electroluminescent device according to the invention does not comprise a separate hole-injection layer and/or hole-transport layer and/or hole-blocking layer and/or electron-transport layer, i.e. the emitting layer is directly adjacent to the hole-injection layer or the anode, and/or the emitting layer is directly adjacent to the electron-transport layer or the electron-injection layer or the cathode, as described, for example, in WO 2005/053051. It is furthermore possible to use a metal complex which is identical or similar to the metal complex in the emitting layer as hole-transport or hole-injection material directly adjacent to the emitting layer, as described, for example, in WO 2009/030981.

[0070] In a further preferred embodiment of the invention, the compound of the formula (1), formula (2), formula (3), formula (4) or in accordance with the preferred embodiments is employed as electron-transport material in an electron-transport or electron-injection layer.

[0071] In still a further preferred embodiment of the invention, the compound of the formula (1), formula (2), formula (3), formula (4) or in accordance with the preferred embodiments is employed in a hole-blocking layer.

[0072] It is furthermore possible to use the compound of the formula (1), formula (2), formula (3), formula (4) or in accordance with the preferred embodiments both in a hole-blocking layer or electron-transport layer and also as matrix in an emitting layer.

[0073] In the further layers of the organic electroluminescent device according to the invention, it is possible to use all materials as usually employed in accordance with the prior art. The person skilled in the art can therefore, without inventive step, all materials known for organic electroluminescent devices in combination with the compounds of the formula (1), formula (2), formula (3), formula (4) or in accordance with the preferred embodiments.

[0074] Preference is furthermore given to an organic electroluminescent device, characterised in that one or more layers are coated by means of a sublimation process, in which the materials are vapour-deposited in vacuum sublimation units at an initial pressure of less than 10^{-5} mbar, preferably less than 10^{-6} mbar. However, it is also possible for the initial pressure to be even lower or higher, for example less than 10^{-7} mbar.

[0075] Preference is likewise given to an organic electroluminescent device, characterised in that one or more layers are coated by means of the OVPD (organic vapour phase deposition) process or with the aid of carrier-gas sublimation, in which the materials are applied at a pressure between 10^{-5} mbar and 1 bar. A special case of this process is the OVJP (organic vapour jet printing) process, in which the materials are applied directly through a nozzle and thus structured (for example M. S. Arnold et al., *Appl. Phys. Lett.* 2008, 92, 053301).

[0076] Preference is furthermore given to an organic electroluminescent device, characterised in that one or more layers are produced from solution, such as, for example, by spin coating, or by means of any desired printing process, such as, for example, ink-jet printing, LITI (light induced thermal imaging, thermal transfer printing), screen printing, flexographic printing, offset printing or nozzle printing. Soluble compounds, which are obtained, for example, by suitable substitution, are necessary for this purpose. These processes are also particularly suitable for oligomers, dendrimers and polymers.

[0077] Also possible are hybrid processes, in which, for example, one or more layers are applied from solution and one or more further layers are applied by vapour deposition. Thus, it is possible, for example, to apply the emitting layer from solution and to apply the electron-transport layer by vapour deposition.

[0078] These processes are generally known to the person skilled in the art and can be applied by him without inventive step to organic electroluminescent devices comprising the compounds according to the invention.

[0079] The compounds according to the invention have the following surprising advantages over the prior art on use in organic electroluminescent devices:

[0080] 1. The power efficiency of corresponding devices increases compared with systems in accordance with the prior art.

[0081] 2. The stability of corresponding devices increases compared with systems in accordance with the prior art, which is evident, in particular, in a significantly longer lifetime.

[0082] 3. At the same time, the organic electroluminescent devices according to the invention have a reduced operating voltage.

[0083] 4. The organic electroluminescent devices according to the invention have very high efficiency. The improved efficiency is possibly attributable to improved electron injection from the electron-transport layer into the emitting layer.

[0084] The invention is now explained in greater detail by the following examples, without wishing to restrict it thereby.

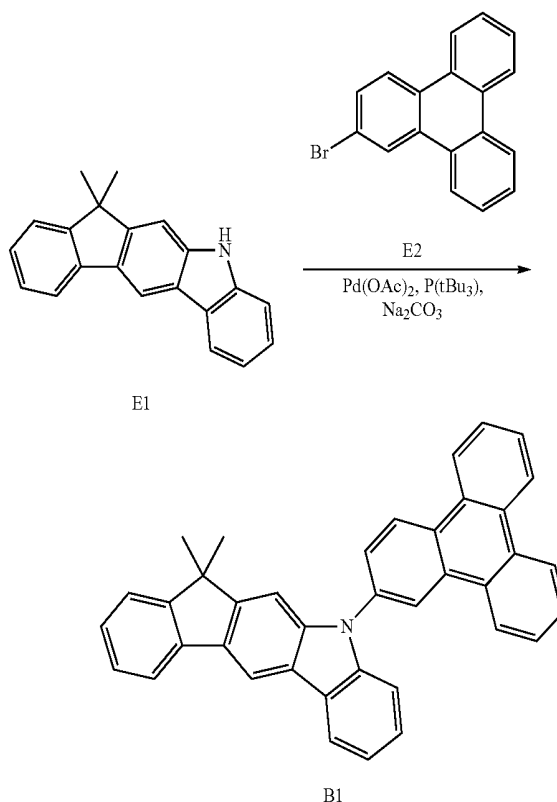
EXAMPLES

[0085] The following syntheses are carried out, unless indicated otherwise, in dried solvents under a protective-gas atmosphere. The solvents and reagents can be purchased, for example, from Sigma-ALDRICH or ABCR. The corresponding CAS numbers are also indicated for each of the compounds known from the literature.

Example 1

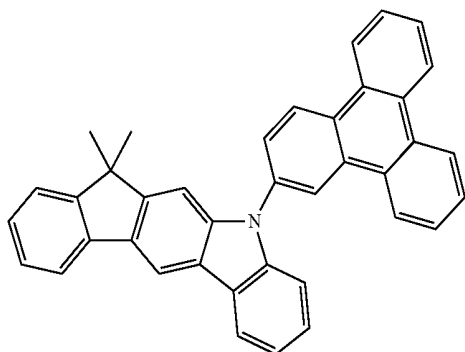
Synthesis of Compound B1

[0086]



B1: 12,12-Dimethyl-10-triphenylen-2-yl-10,12-dihydro-10-azaindeno-[2,1-b]fluorene

[0087]

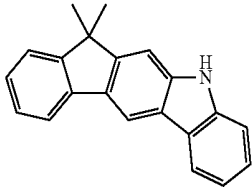
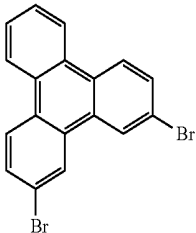
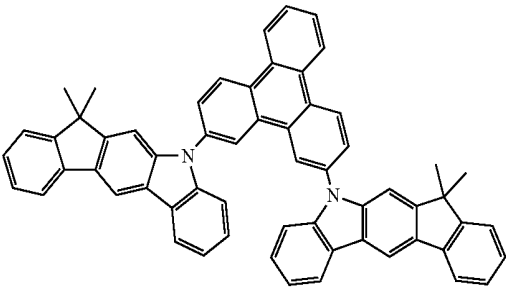
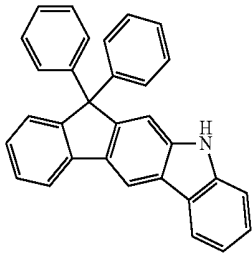
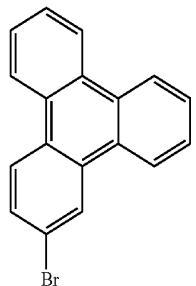
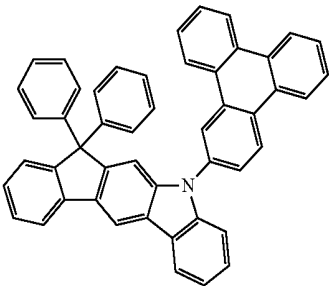
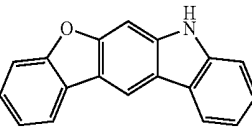
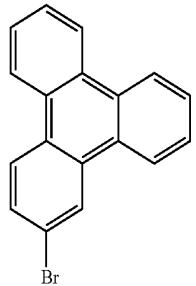
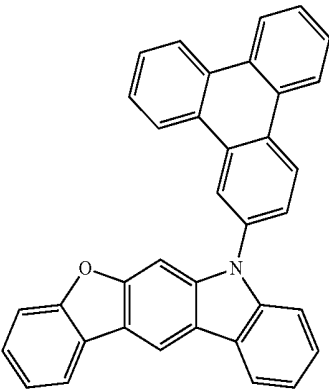
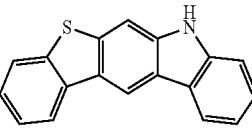
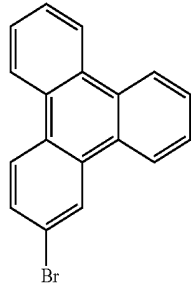
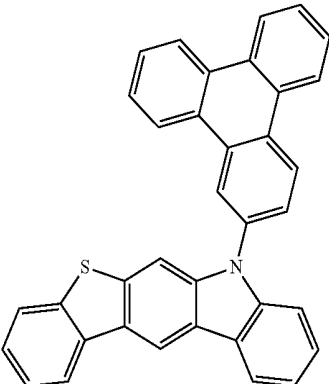


[0088] 48 g (0.17 mol) of 12,12-dimethyl-10,12-dihydro-10-azaindeno[2,1-b]fluorene (WO 2010/136109) and 45 g (0.16 mmol) of 2-bromotriphenylene (CAS 19111-87-6) are initially introduced in 2.5 l of xylene and degassed. After addition of 50 g (0.52 mol) of sodium tert-butoxide, the mixture is stirred for 15 minutes, and 10 ml (10 mmol) of tri-tert-butylphosphine and 1.5 g (6.7 mmol) of palladium acetate are subsequently added. The batch is heated under reflux for 40 h. When the reaction is complete, the reaction mixture is washed with water, the aqueous phase is extracted with toluene, and the combined organic phases are dried over sodium sulfate. The solvent is removed in a rotary evaporator, and the residue is extracted with hot toluene. Sublimation gives 69 g (0.14 mol, 80%) of the product having an HPLC purity >99.9%.

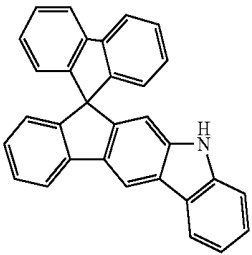
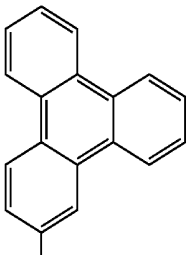
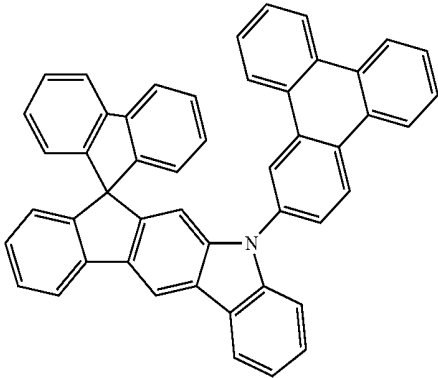
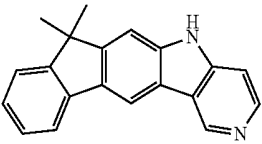
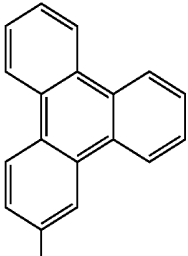
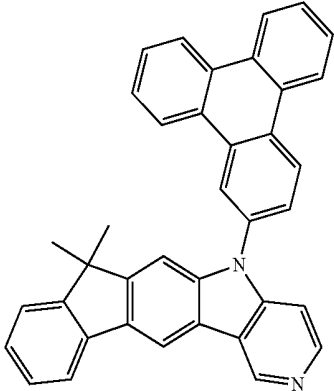
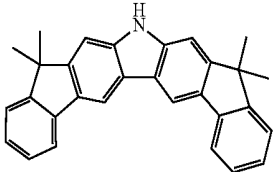
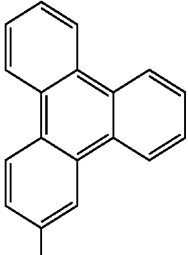
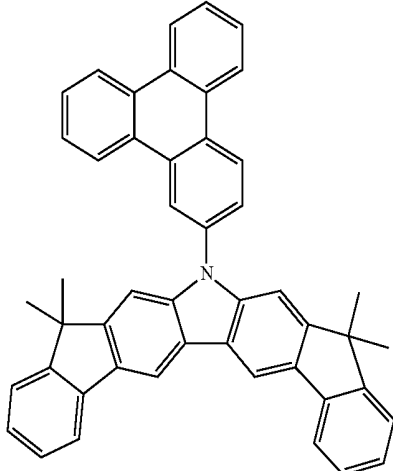
[0089] The following compounds are prepared analogously:

Ex.	Starting materials	Starting material 2	Product	Yield
B2	 WO 2010/136109	 CAS 19111-87-6		76%
B3	 WO 2010/136109	0.5 equivalents: CAS 19111-87-6		71%
B4	 WO 2010/136109	 CAS 24253-52-9		85%

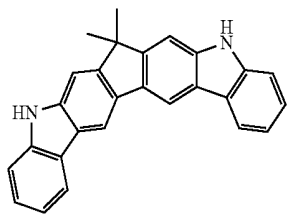
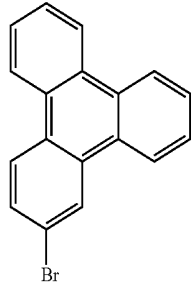
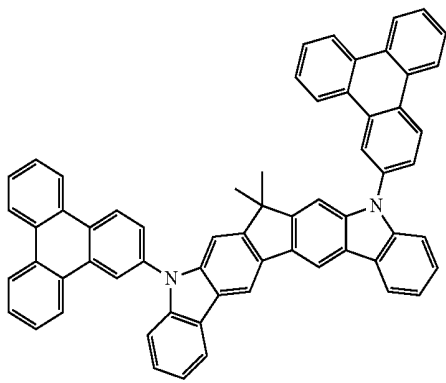
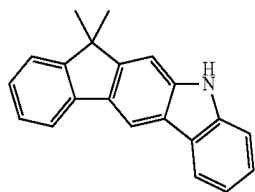
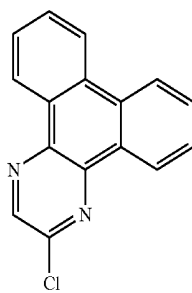
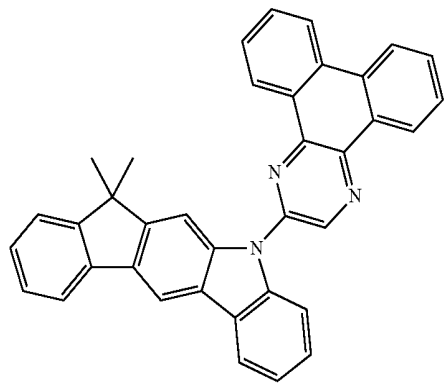
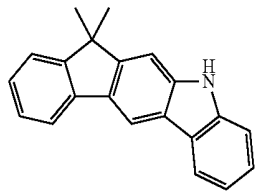
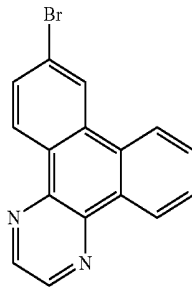
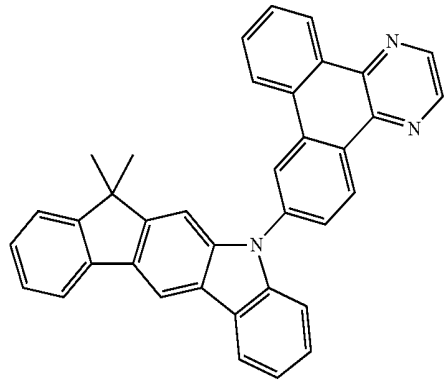
-continued

Ex.	Starting materials	Starting material 2	Product	Yield
B5	 WO 2010/136109	0.5 equivalents:  CAS 24253-51-8		78%
B6	 WO 2010/136109	 CAS 19111-87-6		91%
B7	 CAS 1246308-83-7	 CAS 19111-87-6		85%
B8	 CAS 1255309-04-6	 CAS 19111-87-6		87%

-continued

Ex.	Starting materials	Starting material 2	Product	Yield
B9	 WO 2010/136109	 Br CAS 19111-87-6		75%
B10	 WO 2010/136109	 Br CAS 19111-87-6		88%
B11	 WO 2010/136109	 Br CAS 19111-87-6		92%

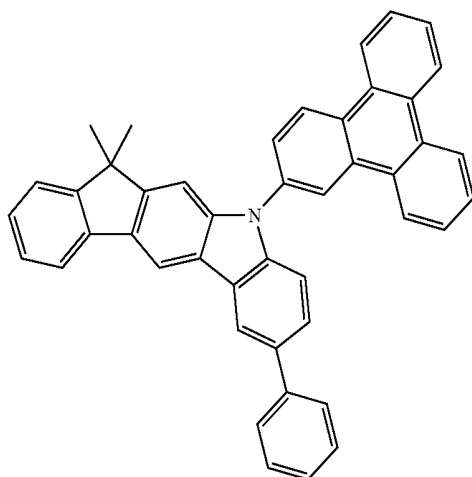
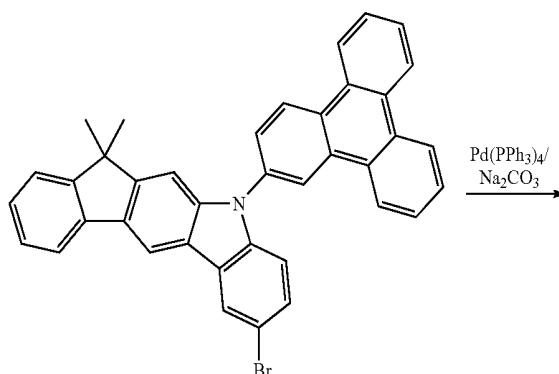
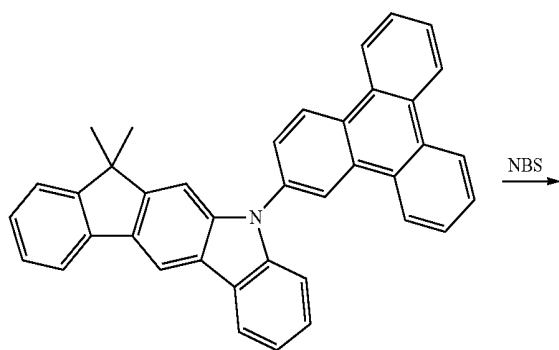
-continued

Ex.	Starting materials	Starting material 2	Product	Yield
B12	 WO 2010/136109	2 equivalents:  Br CAS 19111-87-6		73%
B13	 WO 2010/136109	 Cl CAS 1202564-31-5		84%
B14	 WO 2010/136109	 Br CAS 1182724-82-8		89%

Example 15

Synthesis of Compound B15

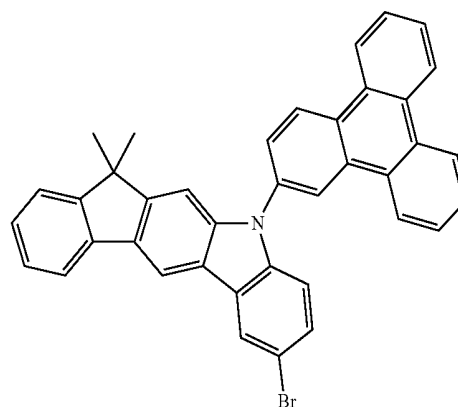
[0090]



B15

Step 1: 7-Bromo-12,12-dimethyl-10-triphenylen-2-yl-10,12-dihydro-10-azaindeno[2,1-b]fluorene

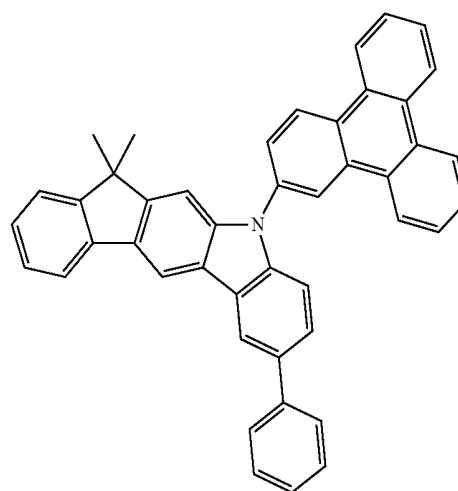
[0091]



[0092] 67.0 g (114 mmol) of 12,12-dimethyl-10-triphenylen-2-yl-10,12-dihydro-10-azaindeno[2,1-b]fluorene are initially introduced in 500 ml of acetonitrile. A solution of 20.3 g (114 mmol) of NBS in 250 ml of CH₃CN is subsequently added dropwise at -15° C. with exclusion of light, the mixture is allowed to come to room temperature and is stirred at this temperature for a further 4 h. 75 ml of water are subsequently added to the mixture, which is then extracted with CH₂Cl₂. The organic phase is dried over MgSO₄, and the solvents are removed in vacuo. The product is washed by stirring with hot hexane and filtered off with suction. Yield: 38.7 g (66.1 mmol, 58%), purity according to ¹H-NMR about 96%.

Step 2: 12,12-Dimethyl-7-phenyl-10-triphenylen-2-yl-10,12-dihydro-10-azaindeno[2,1-b]fluorene (B15)

[0093]

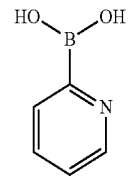
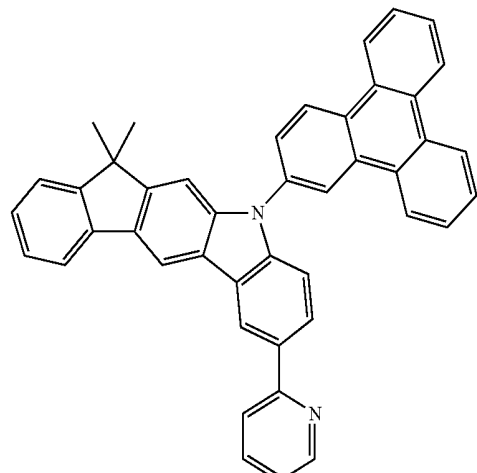
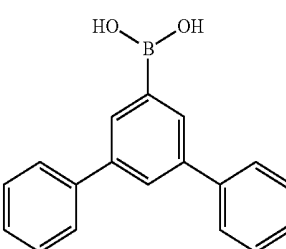
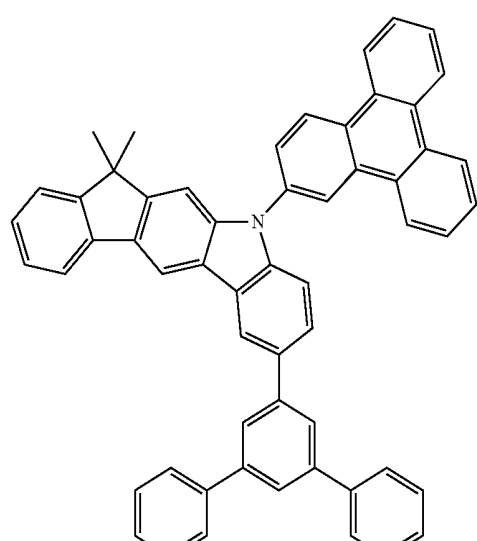


[0094] 3.5 g (17 mmol) of 4,4,5,5-tetramethyl-2-phenyl-1,3,2-dioxaborolane, 10 g (17 mmol) of 7-bromo-12,12-dimethyl-10-triphenylen-2-yl-10,12-dihydro-10-azaindeno[2,1-b]fluorene and 2.7 g of sodium carbonate are suspended in 200 ml of dioxane, 200 ml of toluene and 100 ml of water. 0.98 g (0.84 mmol) of Pd(PPh₃)₄ are added to this suspension.

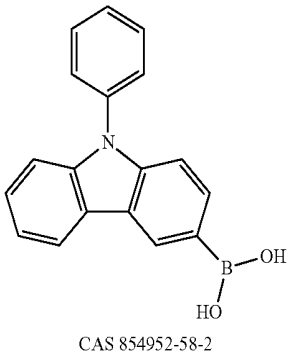
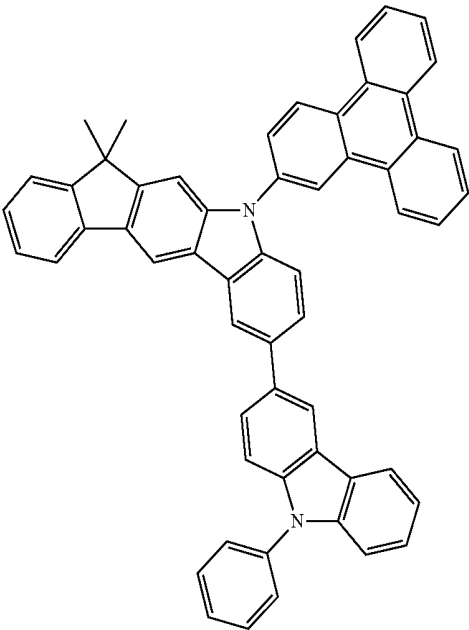
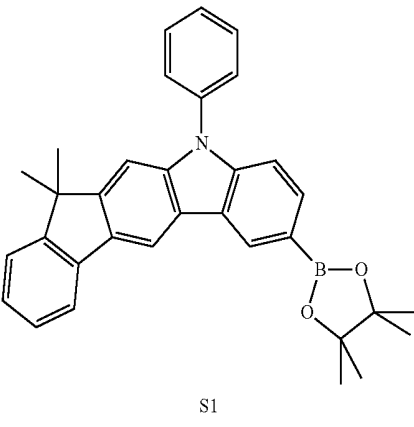
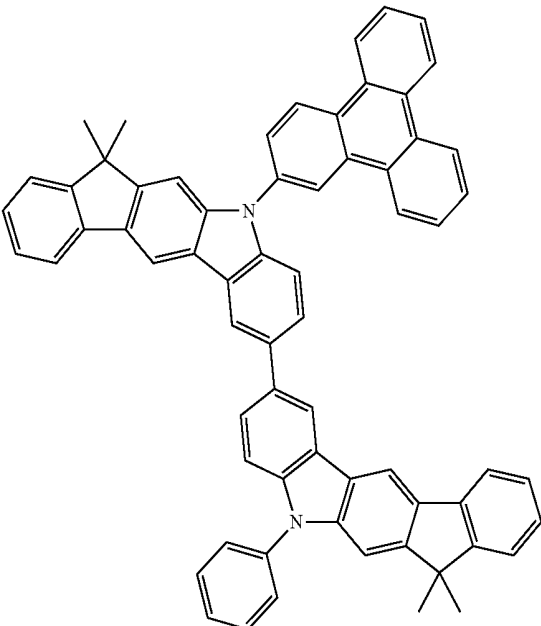
The reaction mixture is heated under reflux for 5 h. After cooling, the precipitated solid is filtered off with suction, washed with water and ethanol and dried. The residue is extracted with hot toluene and recrystallised from toluene/

heptane. Sublimation gives 7.8 g (13 mmol, 79%) of the product having an HPLC purity >99.9%.

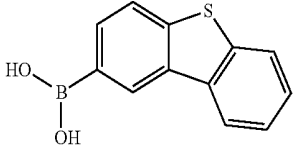
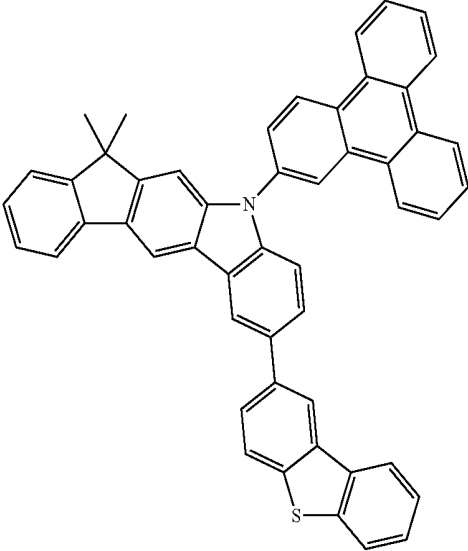
[0095] The following compounds are prepared analogously:

Ex.	Starting material	Product	Yield
B15	 CAS 197958-29-5		83%
B16	 CAS 128388-54-5		88%

-continued

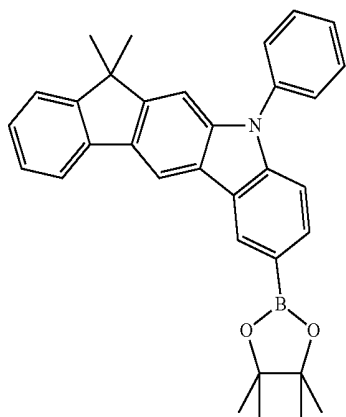
Ex.	Starting material	Product	Yield
B17	 <p>CAS 854952-58-2</p>		90%
B18	 <p>S1</p>		78%

-continued

Ex.	Starting material	Product	Yield
B19	 CAS 668983-97-9		91%

Preparation of synthone S1 for B18: 12,12-Dimethyl-10-phenyl-7-(4,4,5,5-tetramethyl-1,3,2-dioxaborolan-2-yl)-10,12-dihydro-10-azaindeno[2,1-b]fluorene

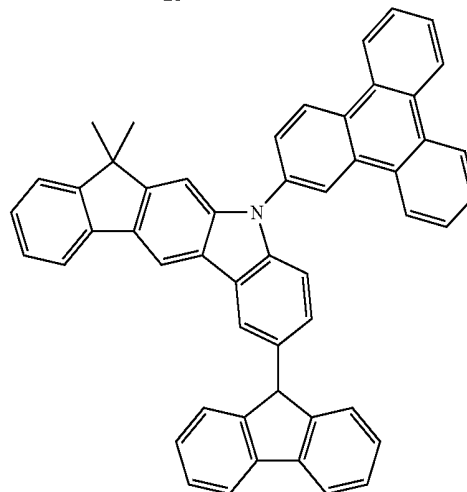
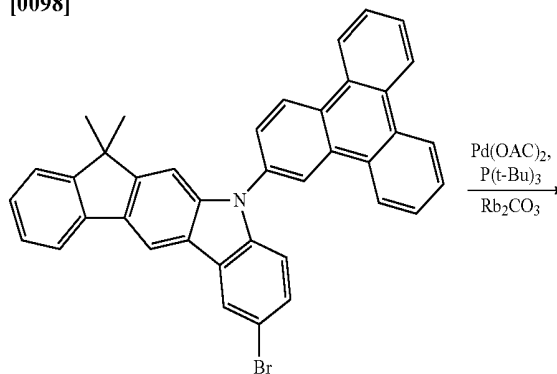
[0096]



[0097] 24 g (55 mmol) of 7-bromo-12,12-dimethyl-10-phenyl-10,12-dihydro-10-azaindeno[2,1-b]fluorene (WO2010136109), 15.5 g (60 mmol) of bis(pinacolato)diborane and 16 g (160 mmol) of potassium acetate are suspended in 200 ml of dioxane. 1.3 g (1.7 mmol) of 1,1-bis(diphenylphosphino)-ferrocenepalladium(II) dichloride complex with dichloromethane are added to this suspension. The reaction mixture is heated under reflux for 7 h. After cooling, the organic phase is separated off, washed three times with 100 ml of water each time and subsequently evaporated to dryness. The residue is recrystallised from toluene (22 g, 45 mmol, 82%).

B20: 7-Carbazol-9-yl-12,12-dimethyl-10-triphenylenyl-2-yl-10,12-dihydro-10-azaindeno[2,1-b]fluorene

[0098]

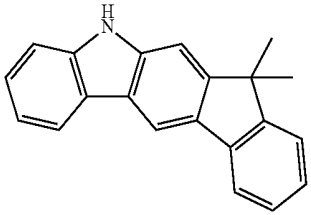
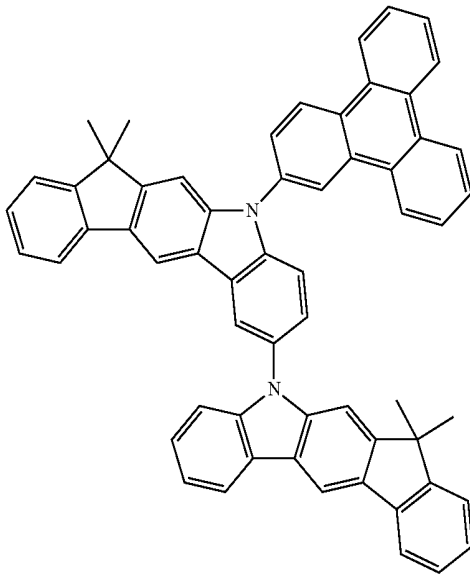
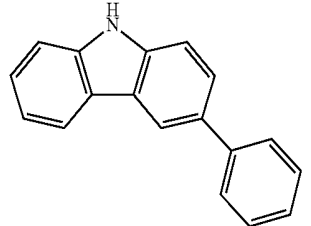
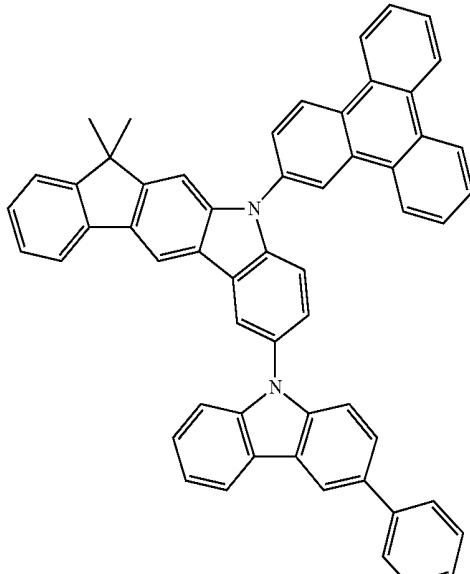


B20

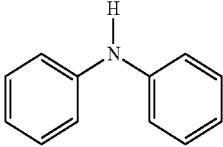
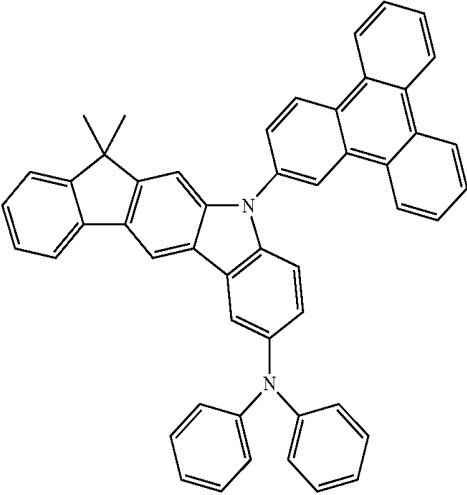
[0099] 10 g (17 mmol) of 7-bromo-12,12-dimethyl-10-triphenylen-2-yl-10,12-dihydro-10-azaindeno[2,1-b]fluorene (synthesis: see above), 9.2 g (19 mmol) of carbazole and 11.8 g of Rb_2CO_3 are suspended in 125 ml of p-xylene. 0.38 g (1.7 mmol) of $\text{Pd}(\text{OAc})_2$ and 5.1 ml of a 1M tri-tert-butylphosphine solution are added to this suspension. The reaction mixture is heated under reflux for 16 h. After cooling, the

organic phase is separated off, washed three times with 75 ml of water and subsequently evaporated to dryness. The residue is extracted with hot toluene, recrystallised from toluene/heptane. Sublimation gives 9.4 g (14 mmol, 82%) of the product having an HPLC purity >99.9%.

[0100] The following compounds are prepared analogously:

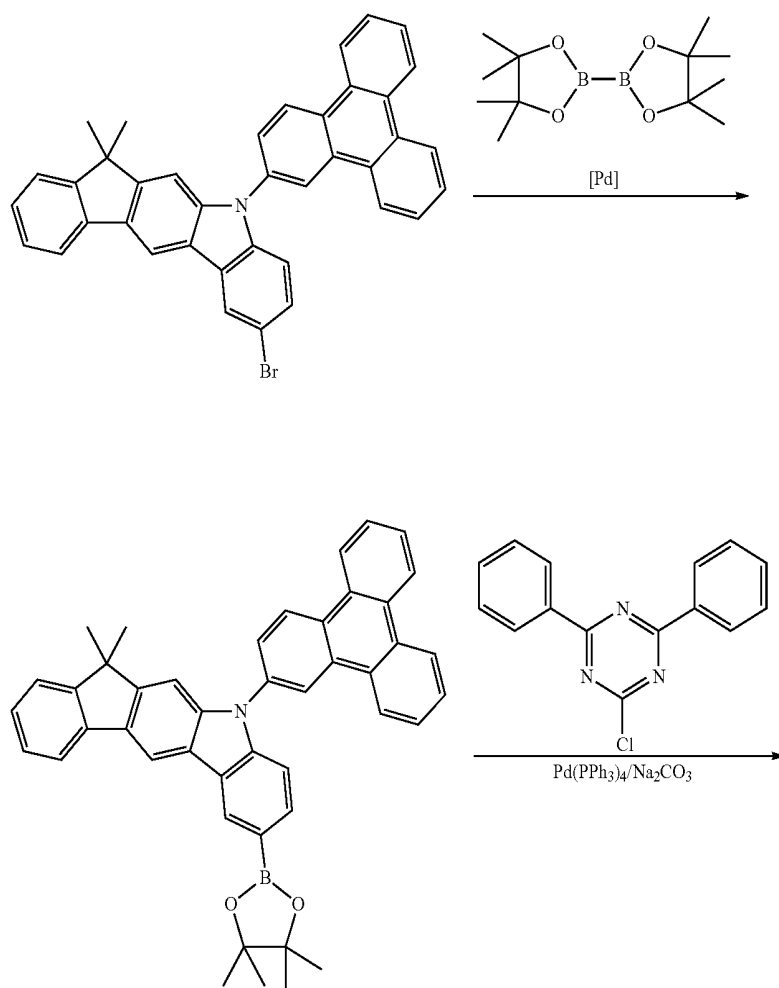
Ex.	Starting material	Product	Yield
B21			92%
B22			87%

-continued

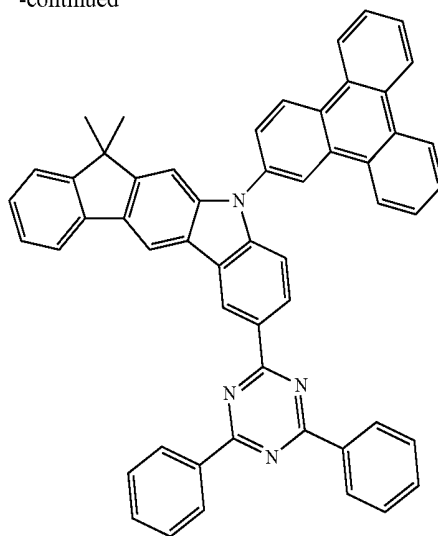
Ex.	Starting material	Product	Yield
B23			74%

Synthesis of B24

[0101]



-continued



B24

Step 1: 12,12-Dimethyl-7-(4,4,5,5-tetramethyl-1,3,2-dioxaborolan-2-yl)-10-triphenylen-2-yl-10,12-dihydro-10-azaindeno[2,1-b]fluorene

[0102] 13 g (22 mmol) of 7-bromo-12,12-dimethyl-10-triphenylen-2-yl-10,12-dihydro-10-azaindeno[2,1-b]fluorene, 6.2 g (24 mmol) of bis(pinacolato)-diborane and 6.3 g (64 mmol) of potassium acetate are suspended in 75 ml of dioxane. 0.53 g (0.66 mmol) of 1,1-bis(diphenylphosphino)ferrocenepalladium(II) dichloride complex with DCM are added to this suspension. The reaction mixture is heated under reflux for 16 h. After cooling, the organic phase is separated off, washed three times with 50 ml of water and subsequently evaporated to dryness. The residue is recrystallised from toluene (10.6 g, 17 mmol, 76%).

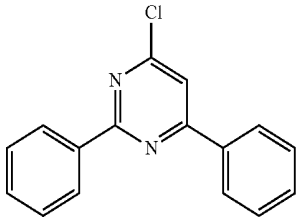
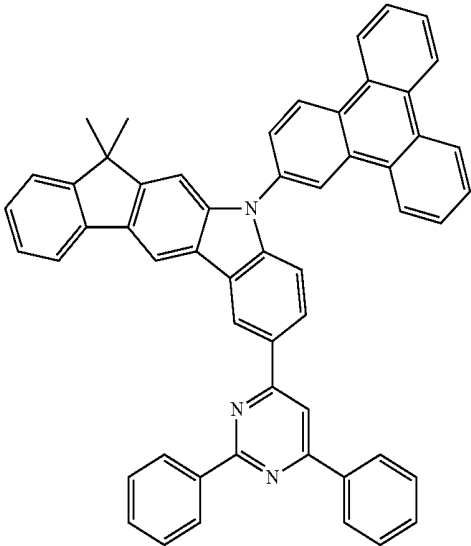
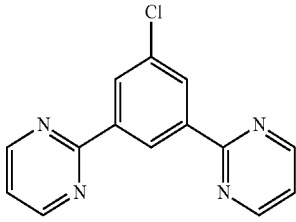
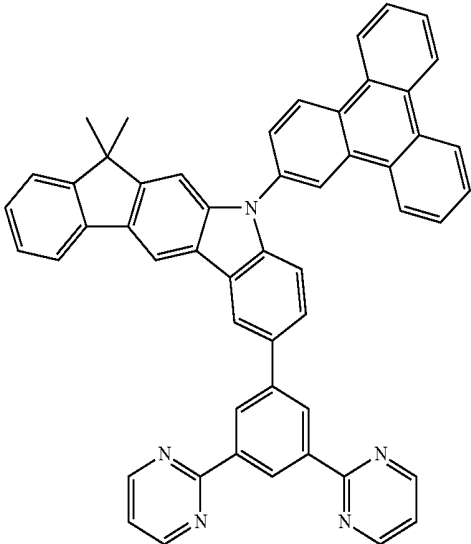
B24: 7-(4,6-Diphenyl-1,3,5-triazin-2-yl)-12,12-dimethyl-10-triphenylen-2-yl-10,12-dihydro-10-azaindeno[2,1-b]fluorene

[0103] 8.5 g (13.4 mmol) of 12,12-dimethyl-7-(4,4,5,5-tetramethyl-1,3,2-dioxaborolan-2-yl)-10-triphenylen-2-yl-10,12-dihydro-10-azaindeno[2,1-b]fluorene, 3.6 g (13.4 mmol) of 2-chloro-4,6-diphenyl-1,3,5-triazine and 2.2 g of sodium carbonate are suspended in 150 ml of dioxane, 150 ml of toluene and 75 ml of water. 0.76 g (0.66 mmol) of Pd(PPh₃)₄ are added to this suspension. The reaction mixture is heated under reflux for 5 h. After cooling, the precipitated solid is filtered off with suction, washed with water and ethanol and dried. The residue is extracted with hot toluene and recrystallised from toluene/heptane. Sublimation gives 9.9 g (11 mmol, 82%) of the product having an HPLC purity >99.9%.

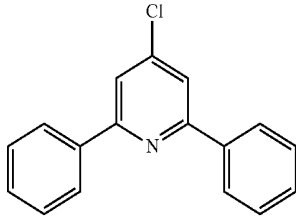
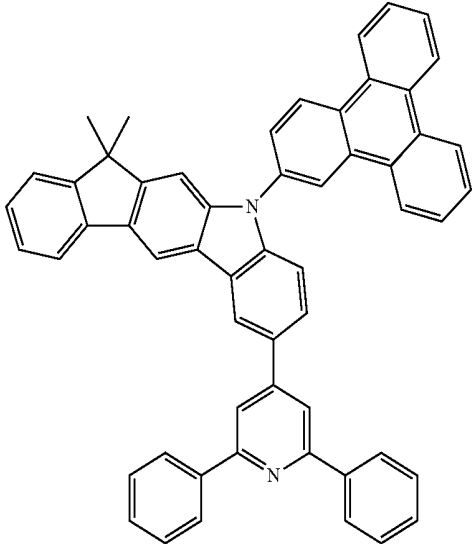
[0104] The following compounds are prepared analogously:

Ex.	Starting material	Product	Yield
B25			86%

-continued

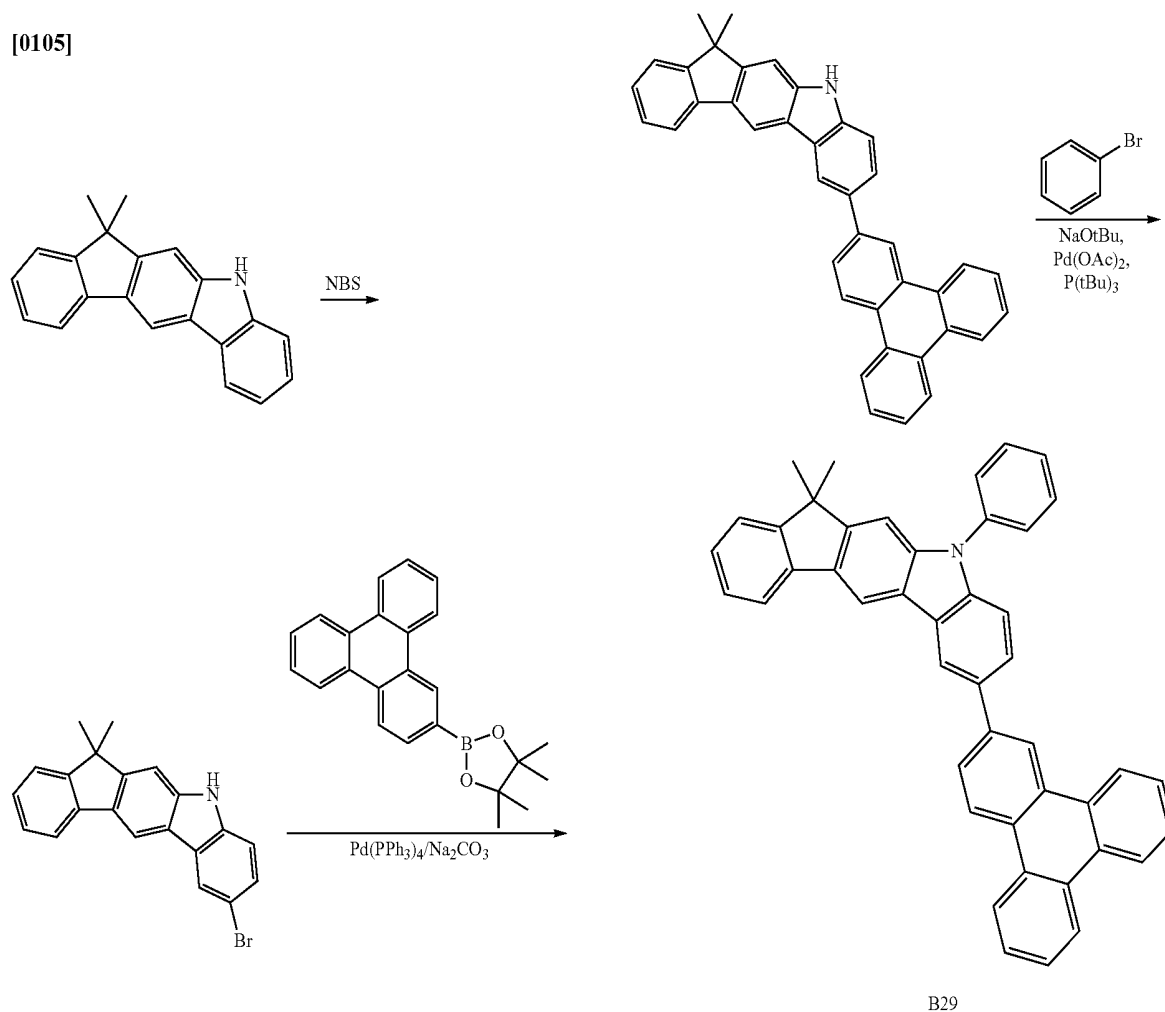
Ex.	Starting material	Product	Yield
B26			90%
B27			78%

-continued

Ex.	Starting material	Product	Yield
B28			87%

Synthesis of B29

[0105]



B29

Step 1: 7-Bromo-12,12-dimethyl-10,12-dihydro-10-azaindeno[2,1-b]-fluorene

[0106] 66.5 g (234.6 mmol) of 12,12-dimethyl-10,12-dihydro-10-azaindeno[2,1-b]-fluorene are initially introduced in 1000 ml of acetonitrile. A solution of 41.7 g (234.6 mmol) of NBS in 500 ml of CH_3CN is subsequently added dropwise at -15°C . with exclusion of light, the mixture is allowed to come to room temperature and is stirred at this temperature for a further 4 h. 150 ml of water are subsequently added to the mixture, which is then extracted with CH_2Cl_2 . The organic phase is dried over MgSO_4 , and the solvents are removed in vacuo. The product is washed by stirring with hot hexane and filtered off with suction. Yield: 47.5 g (131 mmol), 56% of theory, purity according to $^1\text{H-NMR}$ about 97%.

Step 2: 12,12-Dimethyl-7-triphenylen-2-yl-10,12-dihydro-10-azaindeno-[2,1-b]fluorene

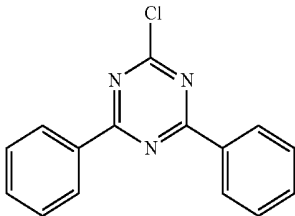
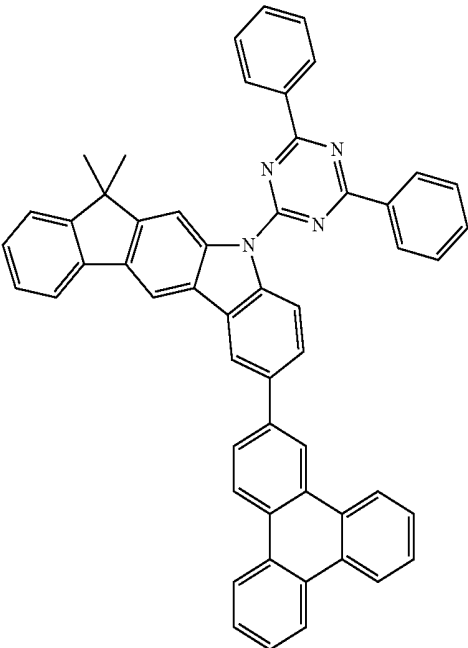
[0107] 30.0 g (82.8 mmol) of 7-bromo-12,12-dimethyl-10,12-dihydro-10-azaindeno[2,1-b]fluorene, 29.3 g (82.8 mmol) of 4,4,5,5-tetramethyl-2-triphenylen-2-yl-1,3,2-dioxaborolane and 13.6 g of sodium carbonate are suspended in 500 ml of dioxane, 500 ml of toluene and 250 ml of water. 4.7 g (4.1 mmol) of $\text{Pd}(\text{PPh}_3)_4$ are added to this suspension. The reaction mixture is heated under reflux for 13 h. After cooling,

the precipitated solid is filtered off with suction, washed with water and ethanol and dried. The residue is extracted with hot toluene and recrystallised from toluene/heptane. Yield: 37.6 g (11 mmol, 89%).

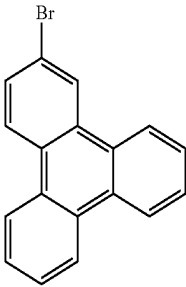
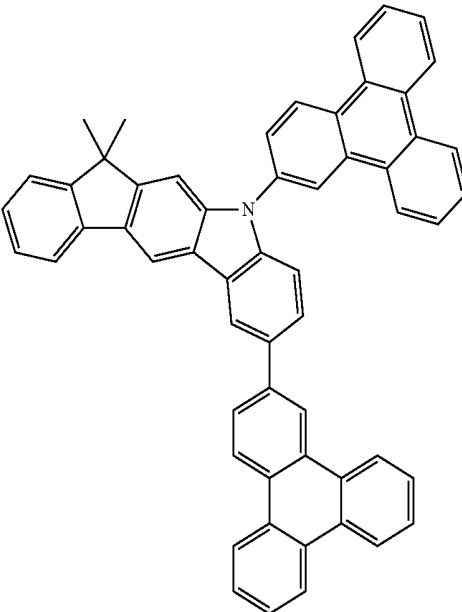
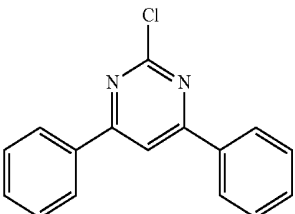
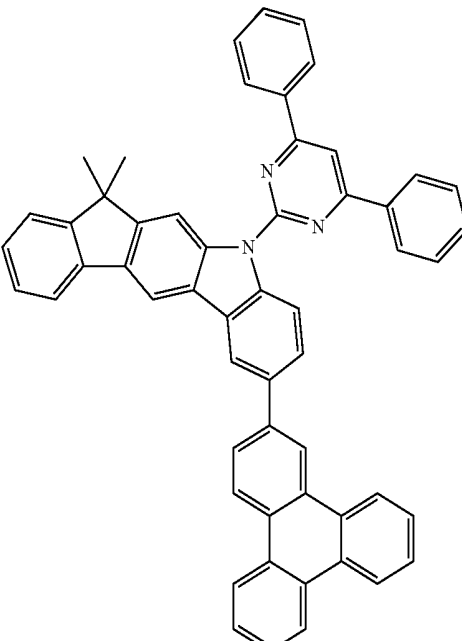
Step 3: Synthesis of 12,12-dimethyl-10-phenyl-7-triphenylen-2-yl-10,12-dihydro-10-azaindeno[2,1-b]fluorene (B29)

[0108] 10.0 g (19.6 mmol) of 12,12-dimethyl-7-triphenylen-2-yl-10,12-dihydro-10-azaindeno[2,1-b]fluorene and 4.6 g (29 mmol) of bromobenzene are initially introduced in 250 ml of xylene and degassed. After addition of 57.6 g (600 mmol) of sodium tert-butoxide, the mixture is stirred for 15 minutes, and 12 ml (12 mmol) of tri-tert-butylphosphine and 1.7 g (7.7 mmol) of palladium acetate are subsequently added. The batch is heated under reflux for 28 h. When the reaction is complete, the reaction mixture is washed with water, the aqueous phase is extracted with toluene, and the combined organic phases are dried over sodium sulfate. The solvent is removed in a rotary evaporator, and the residue is extracted with hot toluene, giving 10.7 g (18.3 mmol, 93%) of the product having an HPLC purity >99.9%.

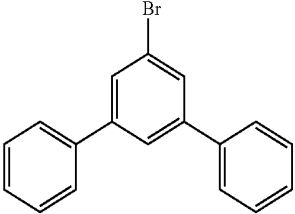
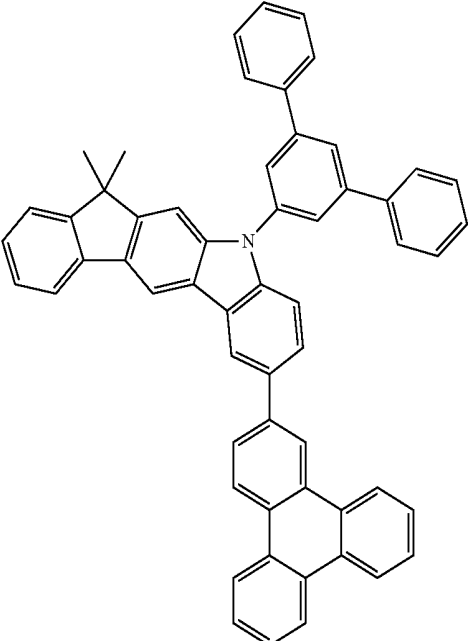
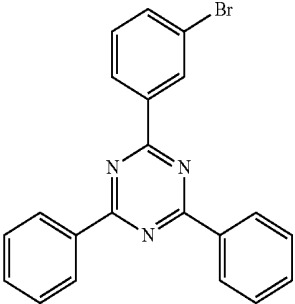
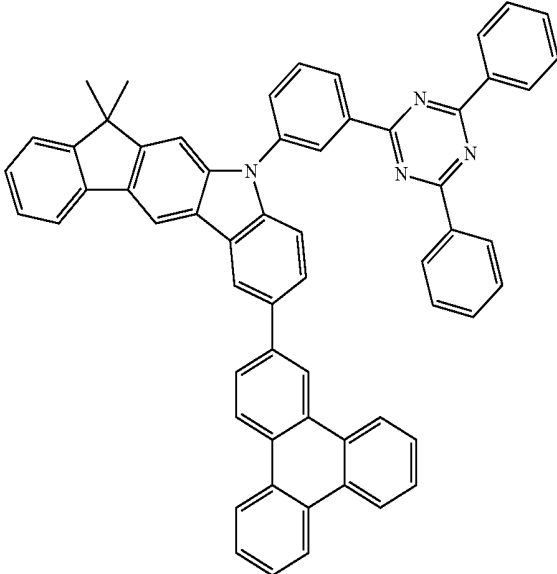
[0109] The following compounds are prepared analogously:

Ex.	Starting material	Product	Yield
B30			84%

-continued

Ex.	Starting material	Product	Yield
B31			88%
B32			71%

-continued

Ex.	Starting material	Product	Yield
B33			92%
B34			92%

Example

Production of OLEDs

[0110] OLEDs according to the invention and OLEDs in accordance with the prior art are produced by a general process in accordance with WO 2004/058911, which is adapted to the circumstances described here (layer-thickness variation, materials).

[0111] The data for various OLEDs are presented in Examples V1 to E24 below (see Tables 1 and 2). Glass plates coated with structured ITO (indium tin oxide) in a thickness of 50 nm are coated with 20 nm of PEDOT:PSS (poly(3,4-ethylenedioxythiophene)poly(styrenesulfonate), purchased

as CLEVIOS™ PVP Al 4083 from Heraeus Precious Metals GmbH, Germany, applied by spin coating from aqueous solution) for improved processing. These coated glass plates form the substrates to which the OLEDs are applied. The OLEDs have in principle the following layer structure: substrate/hole-transport layer (HTL)/interlayer (IL)/electron-blocking layer (EBL)/emission layer (EML)/optional hole-blocking layer (HBL)/electron-transport layer (ETL)/optional electron-injection layer (EIL) and finally a cathode. The cathode is formed by an aluminium layer with a thickness of 100 nm. The precise structure of the OLEDs is shown in Table 1. The materials required for the production of the OLEDs are shown in Table 3.

[0112] All materials are applied by thermal vapour deposition in a vacuum chamber. The emission layer here always consists of at least one matrix material (host material) and an emitting dopant (emitter), which is admixed with the matrix material or matrix materials in a certain proportion by volume by co-evaporation. An expression such as IC1:IC3:TEG1 (70%:20%:10%) here means that material IC1 is present in the layer in a proportion by volume of 70%, IC3 is present in the layer in a proportion of 20% and TEG1 is present in the layer in a proportion of 10%.

[0113] The OLEDs are characterised by standard methods. For this purpose, the electroluminescence spectra, the current efficiency (measured in cd/A), the power efficiency (measured in lm/W) and the external quantum efficiency (EQE, measured in percent) as a function of the luminous density, calculated from current/voltage/luminous density characteristic lines (IUL characteristic lines) assuming Lambert emission characteristics, and the lifetime are determined. The electroluminescence spectra are determined at a luminous density of 1000 cd/m², and the CIE 1931x and y colour coordinates are calculated therefrom. The term U1000 in Table 2 denotes the voltage required for a luminous density of 1000 cd/m². CE1000 and PE1000 denote the current efficiency and power efficiency achieved at 1000 cd/m². Finally, EQE1000 denotes the external quantum efficiency at an operating luminous density of 1000 cd/m². The lifetime LT is defined as the time after which the luminous density drops from the initial luminous density L0 to a certain proportion L1 on operation at constant current. An expression of L0=4000 cd/m² and L0=80% in Table X2 means that the lifetime indicated in column LT corresponds to the time after which the initial luminous density drops from 4000 cd/m² to 3200 cd/m².

[0114] The data for the various OLEDs are summarised in Table 2. Examples V1-V10 are comparative examples in accordance with the prior art, Examples E1-E24 show data of OLEDs comprising materials according to the invention.

[0115] Some of the examples are explained in greater detail below in order to illustrate the advantages of the compounds according to the invention. However, it should be pointed out that this only represents a selection of the data shown in Table 2. As can be seen in the table, significant improvements compared with the prior art are also achieved on use of the compounds according to the invention which are not described in greater detail, in some cases in all parameters, but in some cases only an improvement in efficiency or voltage or lifetime can be observed. However, even the improvement in one of the said parameters represents a significant advance, since different applications require optimisation with respect to different parameters.

[0116] Use of Compounds According to the Invention as Matrix Materials in Phosphorescent OLEDs

[0117] If material TPCbz1 is compared with material B3 according to the invention on use as second matrix component in combination with ST1, it is apparent that replacement of carbazole by indenocarbazole causes a slight improvement in the power efficiency, but in particular a significant improvement in the lifetime by about 70% (Examples V7 and E6). On replacement of a biphenyl (material BIC2) by triphenylene (material B3) as connecting group between two indenocarbazoles, an improvement in the lifetime by about 50% arises (Examples V2 and E6).

[0118] Substitution by a triphenylene also has a positive influence on the lifetime on use of only one matrix material in phosphorescent OLEDs. Thus, for example, an increase by almost 25% is achieved with compound B34 (Examples V4 and E20).

TABLE 1

Structure of the OLEDs							
Ex.	HTL Thickness	IL Thickness	EBL Thickness	EML Thickness	HBL Thickness	ETL Thickness	EIL
V1	SpA1 70 nm	HATCN 5 nm	SpMA1	IC1:BIC1:TEG1 (60%:30%:10%) 30 nm	IC1 10 nm	ST1:LiQ (50%:50%) 30 nm	—
V2	SpA1 70 nm	HATCN 5 nm	BPA1 90 nm	ST1:BIC2:TEG1 (30%:60%:10%) 30 nm	ST1 10 nm	ST1:LiQ (50%:50%) 30 nm	—
V3	SpA1 70 nm	HATCN 5 nm	SpMA1 90 nm	IC1:IC3:TEG1 (70%:20%:10%) 30 nm	IC1 10 nm	ST1:LiQ (50%:50%) 30 nm	—
V4	SpA1 90 nm	HATCN 5 nm	SpMA1 130 nm	IC5:TER1 (92%:8%) 40 nm	—	ST2:LiQ (50%:50%) 40 nm	—
V5	SpA1 70 nm	HATCN 5 nm	SpMA1 90 nm	IC1:TEG1 (90%:10%) 30 nm	—	ST1:LiQ (50%:50%) 40 nm	—
V6	SpA1 70 nm	HATCN 5 nm	SpMA1 90 nm	ST1:IC4:TEG1 (25%:60%:15%) 30 nm	IC1 10 nm	ST1:LiQ (50%:50%) 30 nm	—
V7	SpA1 70 nm	HATCN 5 nm	SpMA1 90 nm	ST1:TPCbz1:TEG1 (25%:60%:15%) 30 nm	IC1 10 nm	ST1:LiQ (50%:50%) 30 nm	—
V8	SpA1 70 nm	HATCN 5 nm	SpMA1 90 nm	IC2:TEG1 (90%:10%) 30 nm	—	ST1:LiQ (50%:50%) 40 nm	—
V9	SpA1 70 nm	HATCN 5 nm	SpMA1 90 nm	IC5:TEG1 (90%:10%) 30 nm	—	ST1:LiQ (50%:50%) 40 nm	—
V10	SpA1 70 nm	HATCN 5 nm	SpMA1 90 nm	IC6:TEG1 (90%:10%) 30 nm	—	ST1:LiQ (50%:50%) 40 nm	—
E1	SpA1 70 nm	HATCN 5 nm	SpMA1 90 nm	ST1:B1:TEG1 (25%:60%:15%) 30 nm	IC1 10 nm	ST1:LiQ (50%:50%) 30 nm	—
E2	SpA1 70 nm	HATCN 5 nm	SpMA1 90 nm	ST1:B2:TEG1 (25%:60%:15%) 30 nm	IC1 10 nm	ST1:LiQ (50%:50%) 30 nm	—
E3	SpA1 70 nm	HATCN 5 nm	SpMA1 90 nm	ST1:B4:TEG1 (25%:60%:15%) 30 nm	IC1 10 nm	ST1:LiQ (50%:50%) 30 nm	—
E4	SpA1 70 nm	HATCN 5 nm	SpMA1 90 nm	IC1:B17:TEG1 (60%:35%:5%) 30 nm	IC1 10 nm	ST1:LiQ (50%:50%) 30 nm	—

TABLE 1-continued

Structure of the OLEDs							
Ex.	HTL Thickness	IL Thickness	EBL Thickness	EML Thickness	HBL Thickness	ETL Thickness	EIL
E5	SpA1 70 nm	HATCN 5 nm	SpMA1 90 nm	IC1:B18:TEG1 (60%:35%:5%) 30 nm	IC1 10 nm	ST1:LiQ (50%:50%) 30 nm	—
E6	SpA1 70 nm	HATCN 5 nm	BPA1 90 nm	ST1:B3:TEG1 (30%:60%:10%) 30 nm	ST1 10 nm	ST1:LiQ (50%:50%) 30 nm	—
E7	SpA1 70 nm	HATCN 5 nm	SpMA1 90 nm	ST1:B29:TEG1 (25%:60%:15%) 30 nm	IC1 10 nm	ST1:LiQ (50%:50%) 30 nm	—
E8	SpA1 70 nm	HATCN 5 nm	SpMA1 90 nm	IC1:B12:TEG1 (70%:20%:10%) 30 nm	IC1 10 nm	ST1:LiQ (50%:50%) 30 nm	—
E9	SpA1 70 nm	HATCN 5 nm	SpMA1 90 nm	ST1:B10:TEG1 (25%:60%:15%) 30 nm	IC1 10 nm	ST1:LiQ (50%:50%) 30 nm	—
E10	SpA1 70 nm	HATCN 5 nm	SpMA1 90 nm	ST1:B7:TEG1 (25%:60%:15%) 30 nm	IC1 10 nm	ST1:LiQ (50%:50%) 30 nm	—
E11	SpA1 70 nm	HATCN 5 nm	SpMA1 90 nm	ST1:B8:TEG1 (25%:60%:15%) 30 nm	IC1 10 nm	ST1:LiQ (50%:50%) 30 nm	—
E12	SpA1 70 nm	HATCN 5 nm	SpMA1 90 nm	IC1:B21:TEG1 (30%:60%:10%) 30 nm	IC1 10 nm	ST1:LiQ (50%:50%) 30 nm	—
E13	SpA1 70 nm	HATCN 5 nm	SpMA1 90 nm	IC1:B20:TEG1 (30%:60%:10%) 30 nm	IC1 10 nm	ST1:LiQ (50%:50%) 30 nm	—
E14	SpA1 70 nm	HATCN 5 nm	SpMA1 90 nm	IC1:B19:TEG1 (30%:60%:10%) 30 nm	IC1 10 nm	ST1:LiQ (50%:50%) 30 nm	—
E15	SpA1 70 nm	HATCN 5 nm	SpMA1 90 nm	B24:TEG1 (90%:10%) 30 nm	—	ST1:LiQ (50%:50%) 40 nm	—
E16	SpA1 70 nm	HATCN 5 nm	SpMA1 90 nm	B25:TEG1 (90%:10%) 30 nm	—	ST1:LiQ (50%:50%) 40 nm	—
E17	SpA1 70 nm	HATCN 5 nm	SpMA1 90 nm	B30:TEG1 (90%:10%) 30 nm	—	ST1:LiQ (50%:50%) 40 nm	—
E18	SpA1 70 nm	HATCN 5 nm	SpMA1 90 nm	B32:TEG1 (90%:10%) 30 nm	—	ST1:LiQ (50%:50%) 40 nm	—
E19	SpA1 70 nm	HATCN 5 nm	SpMA1 90 nm	B34:TEG1 (90%:10%) 30 nm	—	ST1:LiQ (50%:50%) 40 nm	—
E20	SpA1 90 nm	HATCN 5 nm	SpMA1 130 nm	B34:TER1 (92%:8%) 40 nm	—	ST2:LiQ (50%:50%) 40 nm	—
E21	SpA1 90 nm	HATCN 5 nm	SpMA1 130 nm	B13:TER1 (92%:8%) 40 nm	—	ST2:LiQ (50%:50%) 40 nm	—
E22	SpA1 70 nm	HATCN 5 nm	SpMA1 90 nm	IC1:B11:TEG1 (30%:60%:10%) 30 nm	IC1 10 nm	ST1:LiQ (50%:50%) 30 nm	—
E23	SpA1 70 nm	HATCN 5 nm	SpMA1 90 nm	ST1:IC4:TEG1 (25%:60%:15%) 30 nm	B30 10 nm	ST1:LiQ (50%:50%) 30 nm	—
E24	SpA1 70 nm	HATCN 5 nm	SpMA1 90 nm	IC1:TEG1 (90%:10%) 30 nm	—	B13 40 nm	LiQ 3 nm

TABLE 2

Data for the OLEDs								
Ex.	U1000 (V)	CE1000 (cd/A)	PE1000 (lm/W)	EQE 1000	CIE x/y at 1000 cd/m ²	L0	L1 %	LT (h)
V1	3.6	51	44	14.1%	0.34/0.62	10000 cd/m ²	70	240
V2	3.8	51	43	14.3%	0.33/0.63	10000 cd/m ²	70	210
V3	3.2	54	54	15.1%	0.33/0.62	10000 cd/m ²	80	190
V4	4.5	11.2	7.8	12.1%	0.67/0.33	4000 cd/m ²	80	410
V5	3.5	57	52	16.2%	0.34/0.62	10000 cd/m ²	70	160
V6	3.5	56	50	15.7%	0.34/0.62	10000 cd/m ²	70	350
V7	3.8	50	42	13.9%	0.33/0.63	10000 cd/m ²	70	190
V8	3.5	59	52	16.4%	0.33/0.62	10000 cd/m ²	70	160
V9	3.3	53	51	14.8%	0.33/0.61	10000 cd/m ²	70	150
V10	3.6	57	49	15.8%	0.33/0.62	10000 cd/m ²	70	150
E1	3.5	60	54	16.7%	0.34/0.62	10000 cd/m ²	70	420
E2	3.5	57	52	16.1%	0.35/0.62	10000 cd/m ²	70	410
E3	3.6	56	50	15.8%	0.34/0.62	10000 cd/m ²	70	430
E4	3.4	60	55	16.7%	0.33/0.63	10000 cd/m ²	70	450
E5	3.6	56	48	15.5%	0.33/0.62	10000 cd/m ²	70	330
E6	3.7	53	45	14.7%	0.33/0.62	10000 cd/m ²	70	320
E7	3.6	57	51	16.0%	0.34/0.63	10000 cd/m ²	70	370
E8	3.3	61	57	16.9%	0.33/0.62	10000 cd/m ²	80	230
E9	3.5	51	49	14.3%	0.33/0.63	10000 cd/m ²	70	370
E10	3.6	57	50	15.8%	0.32/0.62	10000 cd/m ²	70	370
E11	3.6	55	48	15.2%	0.34/0.62	10000 cd/m ²	70	400

TABLE 2-continued

Data for the OLEDs								
Ex.	U1000 (V)	CE1000 (cd/A)	PE1000 (lm/W)	EQE 1000	CIE x/y at 1000 cd/m ²	L0	L1 %	LT (h)
E12	3.5	50	44	13.9%	0.33/0.62	10000 cd/m ²	70	380
E13	3.5	55	50	15.3%	0.33/0.62	10000 cd/m ²	70	390
E14	3.4	60	55	16.7%	0.33/0.63	10000 cd/m ²	70	360
E15	3.5	60	54	16.5%	0.33/0.63	10000 cd/m ²	70	130
E16	3.5	59	52	16.3%	0.33/0.62	10000 cd/m ²	70	140
E17	3.6	56	49	15.5%	0.32/0.62	10000 cd/m ²	70	190
E18	3.5	61	55	17.0%	0.33/0.62	10000 cd/m ²	70	140
E19	3.4	54	50	15.2%	0.33/0.62	10000 cd/m ²	70	200
E20	4.6	10.7	7.3	11.6%	0.67/0.33	4000 cd/m ²	80	510
E21	4.2	11.8	8.7	12.8%	0.67/0.33	4000 cd/m ²	80	380
E22	3.6	59	51	16.4%	0.34/0.62	10000 cd/m ²	70	350
E23	3.5	55	49	15.4%	0.34/0.62	10000 cd/m ²	70	380
E24	3.7	56	49	15.7%	0.33/0.63	10000 cd/m ²	70	190

TABLE 3

Structural formulae of the materials for the OLEDs

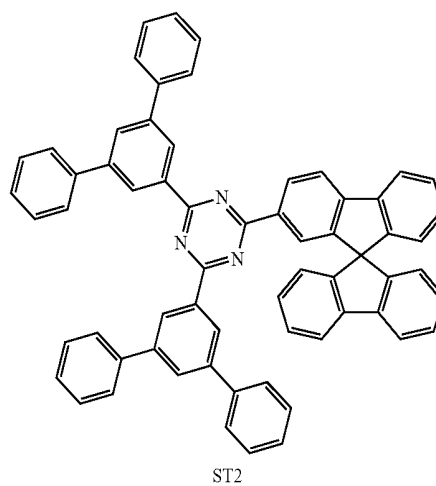
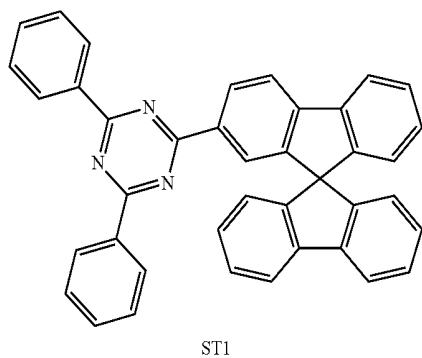
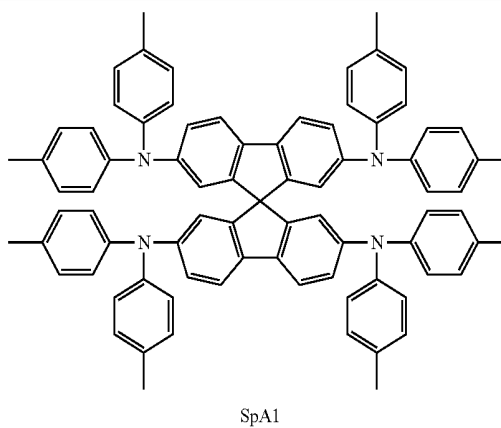
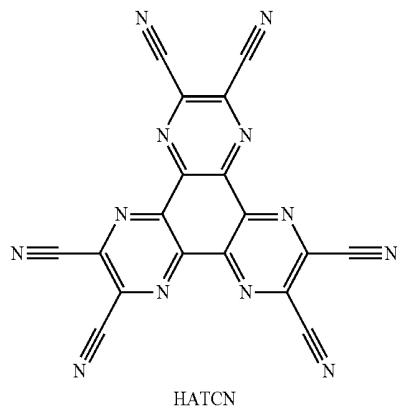


TABLE 3-continued

Structural formulae of the materials for the OLEDs

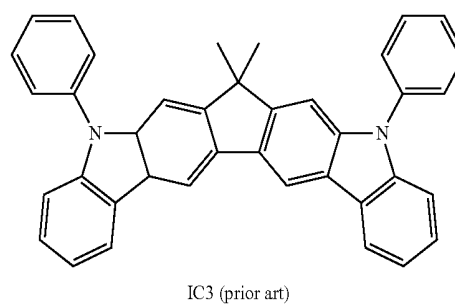
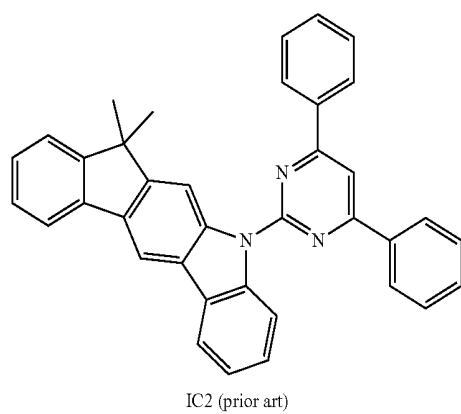
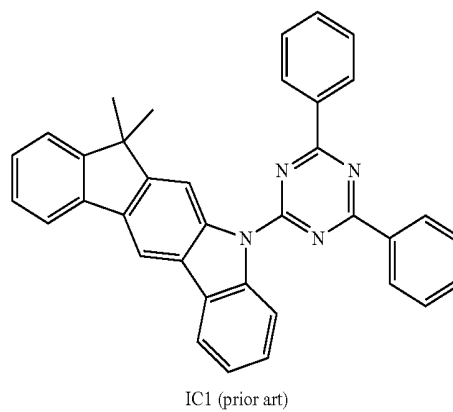
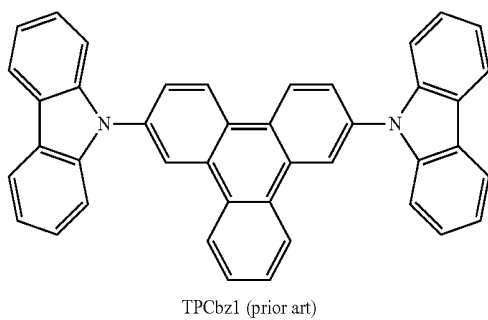
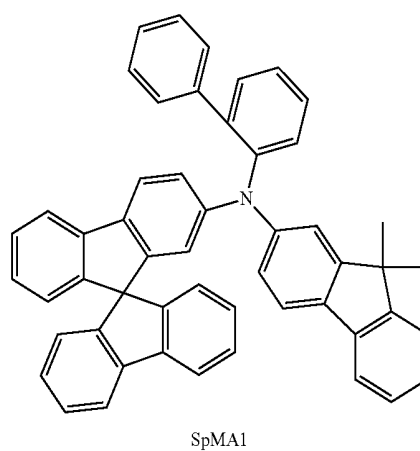
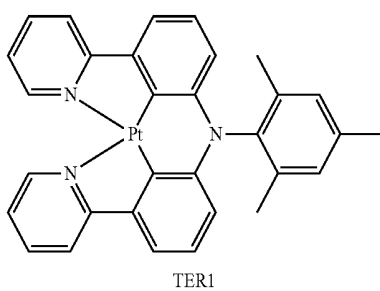
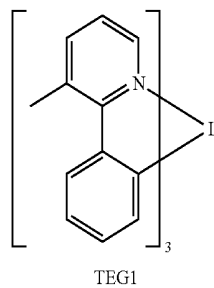
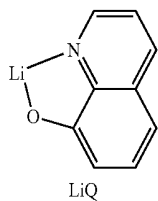
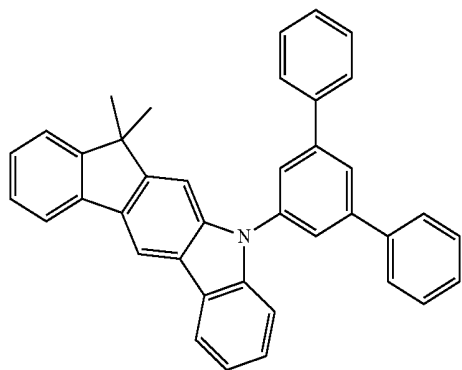
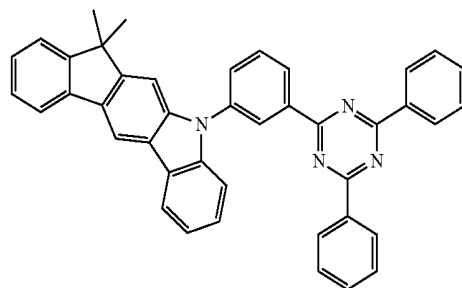


TABLE 3-continued

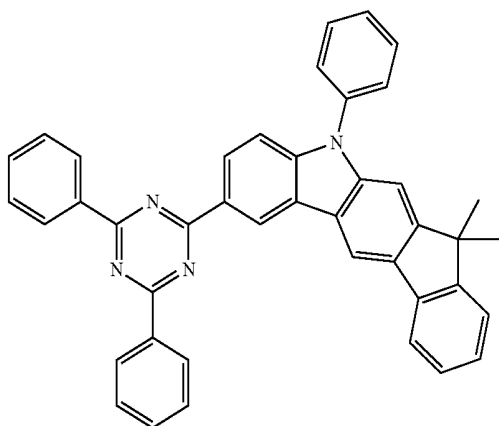
Structural formulae of the materials for the OLEDs



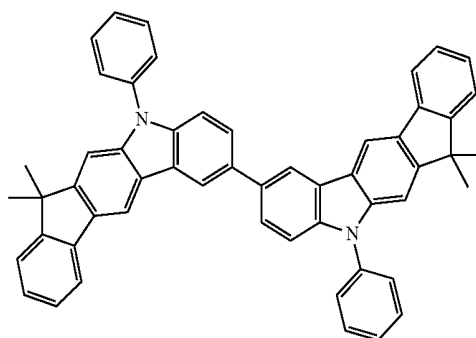
IC4 (prior art)



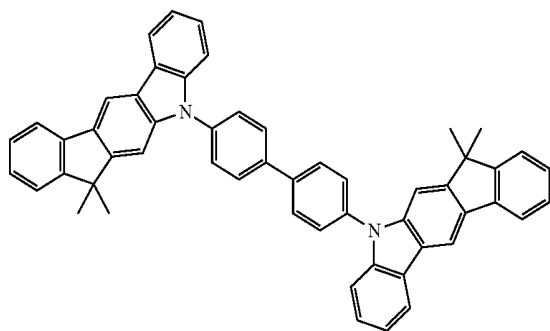
IC5 (prior art)



IC6 (prior art)



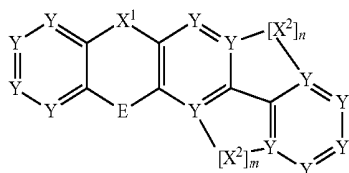
BIC1 (prior art)



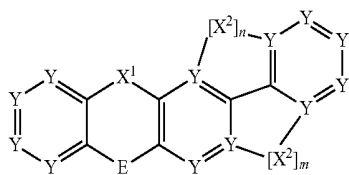
BIC2 (prior art)

1.-14. (canceled)

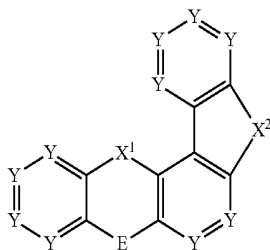
15. A compound of the formula (1), formula (2), formula (3), or formula (4),



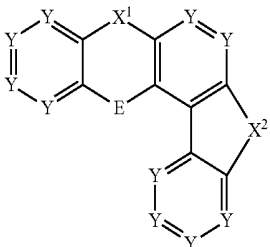
formula (1)



formula (2)



formula (3)



formula (4)

wherein

Y is C if a group X² is bonded to this group Y, or is identically or differently on each occurrence CR or N if no group X² is bonded to this group Y;

E is a single bond or a divalent bridge selected from N(R¹), B(R¹), C(R¹)₂, O, Si(R¹)₂, C=NR¹, C=C(R¹)₂, S, S=O, SO₂, P(R¹), and P(=O)R¹;

X¹, X² are identically or differently on each occurrence a divalent bridge selected from N(R¹), B(R¹), O, C(R¹)₂, Si(R¹)₂, C=NR¹, C=C(R¹)₂, S, S=O, SO₂, P(R¹), and P(=O)R¹; with the proviso that X¹ and X² do not simultaneously stand for O;

R, R¹ are identically or differently on each occurrence H, D, F, Cl, Br, I, N(R²)₂, N(Ar)₂, C(=O)Ar, P(=O)Ar₂, S(=O)Ar, S(=O)₂Ar, CR²=CR²Ar, CN, NO₂, Si(R²)₃, B(OR²)₂, OSO₂R², a straight-chain alkyl, alkoxy, or thioalkoxy group having 1 to 40 C atoms or a branched or cyclic alkyl, alkoxy or thioalkoxy group having 3 to 40 C atoms, each of which is optionally substituted by one or more radicals R², where one or more non-adjacent CH₂ groups are optionally replaced by R²C=CR², C=C, Si(R²)₂, C=O, C=NR², P(=O)(R²), SO, SO₂, NR², O, S, or CONR², and where one or more H atoms are optionally replaced by D, F, Cl, Br, I, CN, or NO₂, or

an aromatic or heteroaromatic ring system having 5 to 60 aromatic ring atoms, optionally substituted by one or more radicals R², or an aryloxy or heteroaryloxy group having 5 to 40 aromatic ring atoms, optionally substituted by one or more radicals R², or an aralkyl or heteroaralkyl group having 5 to 40 aromatic ring atoms, optionally substituted by one or more radicals R², or a combination of these systems; two or more substituents R together with the atoms to which they are bonded, or two substituents R¹ together with the atom to which they are bonded, optionally define a mono- or polycyclic, aliphatic or aromatic ring system;

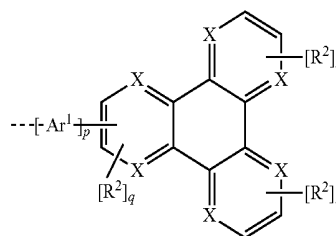
Ar is identically or differently on each occurrence an aromatic or heteroaromatic ring system, optionally substituted by one or more radicals R³;

R² is identically or differently on each occurrence H, D, F, Cl, Br, I, N(R³)₂, N(Ar)₂, C(=O)Ar, P(=O)Ar₂, S(=O)Ar, S(=O)₂Ar, CR³=CR³Ar, CN, NO₂, Si(R³)₃, B(OR³)₂, OSO₂R³, a straight-chain alkyl, alkoxy or thioalkoxy group having 1 to 40 C atoms or a branched or cyclic alkyl, alkoxy or thioalkoxy group having 3 to 40 C atoms, each of which is optionally substituted by one or more radicals R³, where one or more non-adjacent CH₂ groups are optionally replaced by R³C=CR³, C=C, Si(R³)₂, C=O, C=NR³, P(=O)(R³), SO, SO₂, NR³, O, S or CONR³, and where one or more H atoms are optionally replaced by D, F, Cl, Br, I, CN or NO₂, or an aromatic or heteroaromatic ring system having 5 to 60 aromatic ring atoms, optionally substituted by one or more radicals R³, or an aryloxy or heteroaryloxy group having 5 to 40 aromatic ring atoms, optionally substituted by one or more radicals R³, or an aralkyl or heteroaralkyl group having 5 to 40 aromatic ring atoms, optionally substituted by one or more radicals R³, or a combination of these systems;

R³ is identically or differently on each occurrence H, D, an aliphatic hydrocarbon radical having 1 to 20 C atoms, an aryl or heteroaryl group having 5 to 40 ring atoms, or a combination of these groups;

n, m are identically or differently on each occurrence 0 or 1, with the proviso that n+m=1 or 2;

wherein at least one group R and/or R¹ is present and is a group of formula (5),



formula (5)

where the dashed bond indicates the linking of the group of the formula (5), R² has the meanings given above and furthermore:

X is C if the group Ar¹ or the remainder of the molecule is bonded to this X, and is otherwise identically or differently on each occurrence CR² or N;

Ar¹ is a divalent aromatic or heteroaromatic ring system having 5 to 40 aromatic ring atoms, optionally substituted by one or more radicals R²;

p is identically or differently on each occurrence 0 or 1;
q, r is identically or differently on each occurrence 0, 1, or 2.

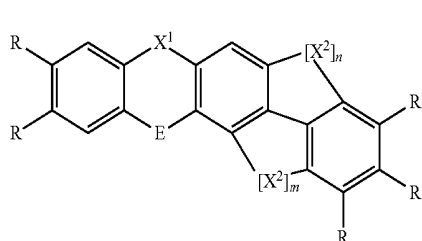
16. The compound of claim 15, wherein X^1 is $N(R^1)$ and X^2 is $C(R^1)_2$ and wherein E simultaneously is a single bond.

17. The compound of claim 15, wherein Y is C if a group X^2 is bonded to this group Y, or is identically or differently on each occurrence CR if no group X^2 is bonded to this group Y.

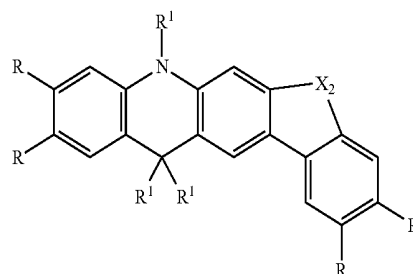
18. The compound of claim 15, wherein X is CR^2 , or wherein X is C if the group Ar^1 or the remainder of the molecule is bonded to this X.

19. The compound of claim 15, wherein the compound is selected from compounds of the formula (1a), (2a), (3a), or (4a),

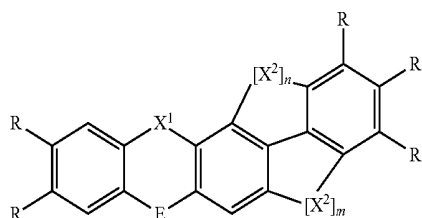
20. The compound of claim 15, wherein the compound is selected from compounds of the formulae (1b) to (1i):



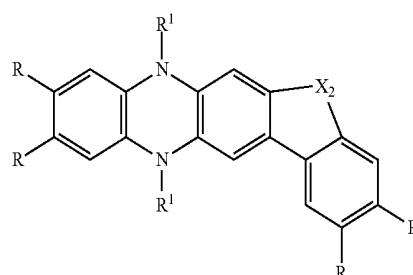
formula (1a)



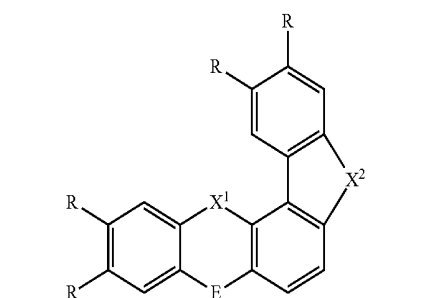
formula (1a)



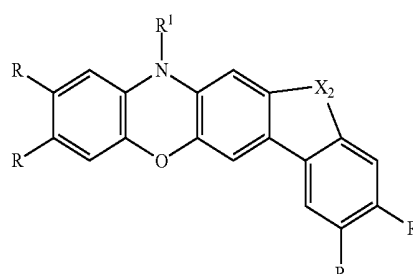
formula (2a)



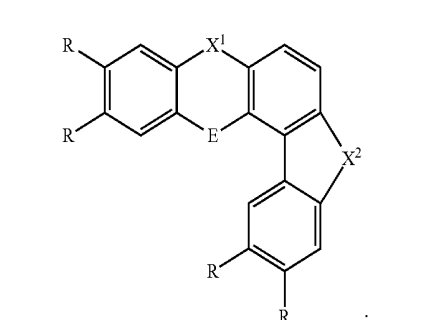
formula (1c)



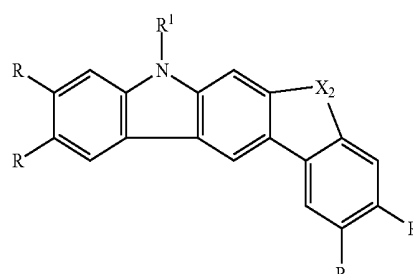
formula (3a)



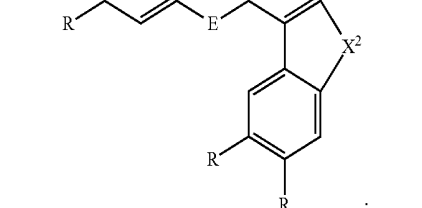
formula (1d)



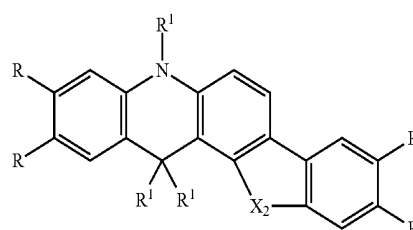
formula (4a)



formula (1e)

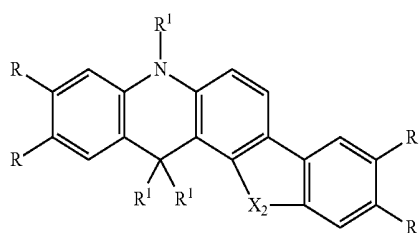


formula (4a)

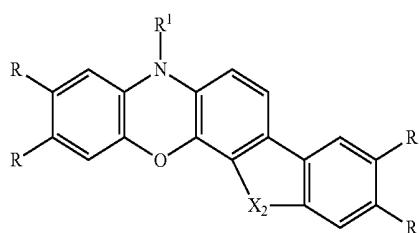


formula (1f)

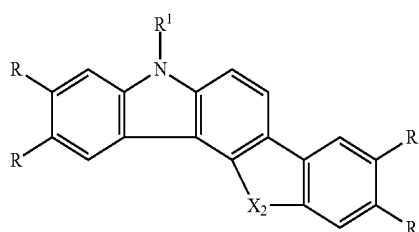
-continued



formula (1g)



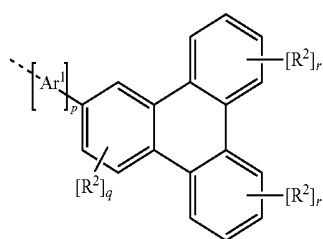
formula (1h)



formula (1i)

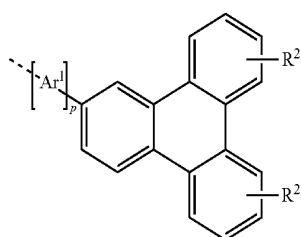
21. The compound of claim 20, wherein X^2 is selected from $C(R^1)_2$, $N(R^1)$, O, and S.

22. The compound of claim 15, wherein the group of the formula (5) is a group of formula (5a),



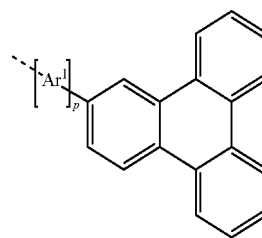
formula (5a)

23. The compound of claim 15, wherein the group of the formula (5) represents a group of formula (5b) or (5c),



formula (5b)

-continued



formula (5c)

24. A process for the preparation of the compound of claim 15, said process comprising:

- synthesis of the skeleton of the formula (1), (2), (3), or (4), which does not yet contain a group of the formula (5); and
- introduction of the group of the formula (5) by a metal-catalysed coupling reaction.

25. A mixture comprising at least one compound of claim 15 and at least one further compound.

26. A formulation comprising at least one compound of claim 15 and one or more solvents.

27. An electronic device comprising the compound of claim 15.

28. The electronic device of claim 27, wherein said electronic device is selected from the group consisting of organic electroluminescent devices, organic integrated circuits, organic field-effect transistors, organic thin-film transistors, organic light-emitting transistors, organic solar cells, organic dye-sensitised solar cells, organic optical detectors, organic photoreceptors, organic field-quench devices, light-emitting electrochemical cells, organic laser diodes, and organic plasmon emitting devices.

29. The electronic device according to claim 28, wherein said electronic device is an organic electroluminescent device and the compound is employed as matrix material for fluorescent or phosphorescent emitters and/or in a hole-blocking layer and/or in an electron-transport layer and/or in an electron-blocking or exciton-blocking layer and/or in a hole-transport layer.

30. The compound of claim 19, wherein X is NR^1 .

31. The mixture of claim 25, wherein the at least one further compound is a phosphorescent dopant.

32. A formulation comprising the mixture of claim 25 and one or more solvents.

33. An electronic device comprising the mixture of claim 25.

34. The electronic device of claim 33, wherein said electronic device is selected from the group consisting of organic electroluminescent devices, organic integrated circuits, organic field-effect transistors, organic thin-film transistors, organic light-emitting transistors, organic solar cells, organic dye-sensitised solar cells, organic optical detectors, organic photoreceptors, organic field-quench devices, light-emitting electrochemical cells, organic laser diodes, and organic plasmon emitting devices.

35. The electronic device according to claim 34, wherein said electronic device is an organic electroluminescent device and the mixture is employed as matrix material for fluorescent or phosphorescent emitters and/or in a hole-blocking layer

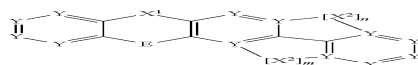
and/or in an electron-transport layer and/or in an electron-blocking or exciton-blocking layer and/or in a hole-transport layer.

* * * * *

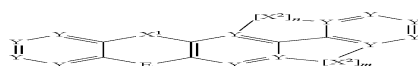
专利名称(译)	用于有机电致发光器件的材料		
公开(公告)号	US20140275530A1	公开(公告)日	2014-09-18
申请号	US14/352709	申请日	2012-09-24
申请(专利权)人(译)	MERCK PATENT GMBH		
当前申请(专利权)人(译)	MERCK PATENT GMBH		
[标]发明人	JATSCH ANJA ANEMIAN REMI MANOUK SCHROEDER BERND BUESING ARNE STOESSEL PHILIPP PFLUMM CHRISTOF KROEBER JONAS VALENTIN EBERLE THOMAS		
发明人	JATSCH, ANJA ANÉMIAN, RÉMI MANOUK SCHROEDER, BERND BUESING, ARNE STOESSEL, PHILIPP PFLUMM, CHRISTOF KROEBER, JONAS VALENTIN EBERLE, THOMAS		
IPC分类号	H01L51/00		
CPC分类号	C07D495/04 C07D209/94 H01L51/0054 H01L51/0058 H01L51/0074 H01L51/0067 H01L51/0071 H01L51/0072 H01L51/0061 C07D401/04 C07D403/04 C07D403/10 C07D403/14 C07D409/04 C07D471/04 C07D487/04 C07D491/048 C09K11/06 C09K2211/1029 C09K2211/1044 C09K2211/1059 C09K2211/1088 C09K2211/1092 H01L51/5012 H01L51/5048 H01L51/5096 C09K11/025 H01L51/006 H01L51/5016 H01L51/5056 H01L51/5072		
优先权	2011008426 2011-10-20 EP		
其他公开文献	US9515266		
外部链接	Espacenet USPTO		

摘要(译)

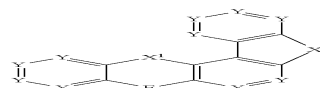
本发明描述了三亚苯衍生物，特别是用作有机电致发光器件中的三重态基质材料。本发明还涉及制备根据本发明的化合物的方法和包含其的电子器件。



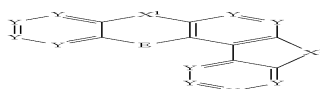
Formula (1)



Formula (2)



Formula (3)



Formula (4)

